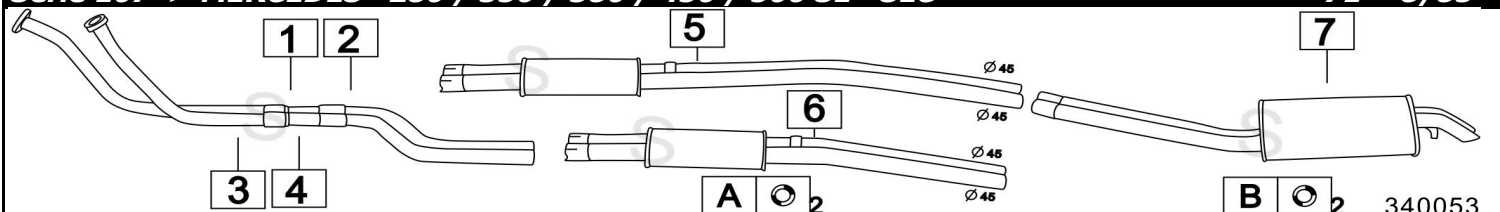



**Serie 107 > MERCEDES 280 / 350 / 380 / 450 / 500 SL - SLC 71- 8/85**



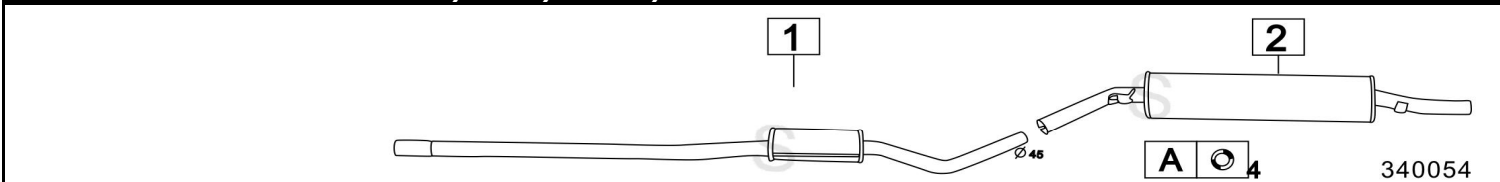
	Codice	Descr.	O.E.	NOTE	Cod. Accessori
1	4411780	T A D		flangia 3 fori	A 2003931
2	4411480	T A D		flangia 2 fori dal 04/1980	B 2003931
3	4411790	T A S		flangia 3 fori	C
4	4411490	T A S		flangia 2 fori dal 04/1980	D
5	4411706	M C	1074901015	per SL Cabrio	E
6	4411406	M C	1074900915	per SLC Coupè	F
7	4411707	M P	1074901315		G

**Serie 107 > MERCEDES 300 SL / 420 SL / 500 SL 9/85-**



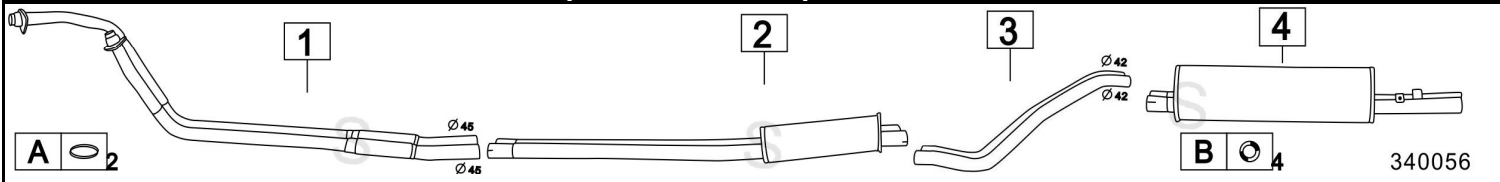
	Codice	Descr.	O.E.	NOTE	Cod. Accessori
1	4432607	M P	1074908421		A

**Serie 110 > MERCEDES 200 / 230 / 230S / 250S 65- 68**



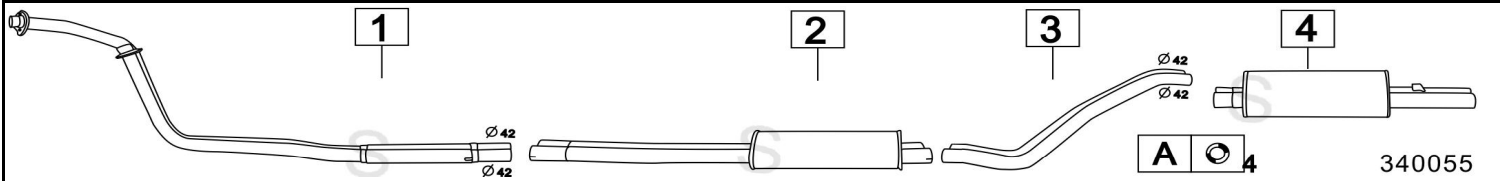
	Codice	Descr.	O.E.	NOTE	Cod. Accessori
1	4408706	M C	1104901221		A 2003931
2	4408707	M P	1104913401-1114913401		B

**Serie 112 > MERCEDES 250 SE-SEC / 280 S-SE-SEC / 300 SE-SEL 65- 72**



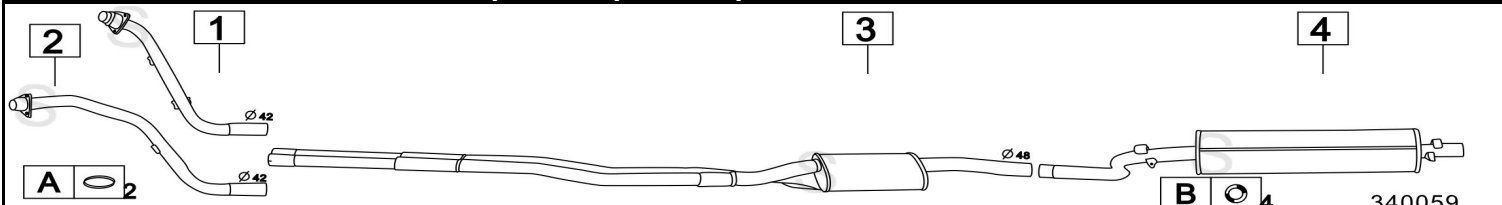
	Codice	Descr.	O.E.	NOTE	Cod. Accessori
1	4409700	T C	1084902120		A
2	4409706	M C	1084900521		B 2003931
3	4409703	T I	1124920804		C
4	4409707	M P	11249013401		D

**Serie 113 > MERCEDES 230 / 250 / 280 SL "PAGODA" 63- 73**



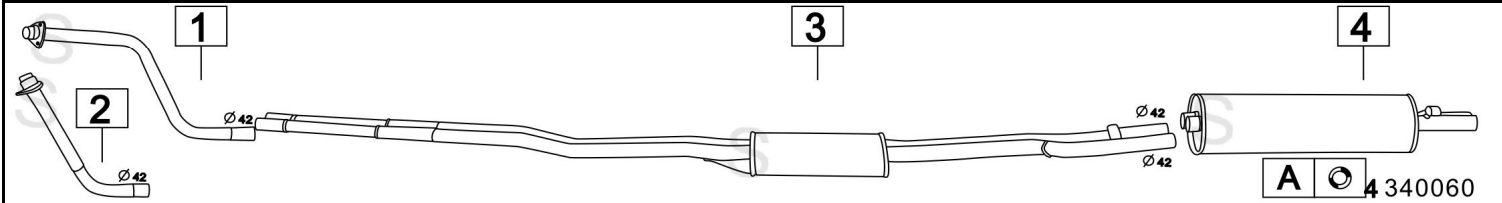
	Codice	Descr.	O.E.	NOTE	Cod. Accessori
1	4409900	T C	1134900920		A 2003931
2	4409906	M C	1134900022		B
3	4409903	T I	1134920304		C
4	4409907	M P	1134911301		D

**Serie 114 > MERCEDES 230-6 / 230-8 / 250-8 / 250C-8 68- 75**



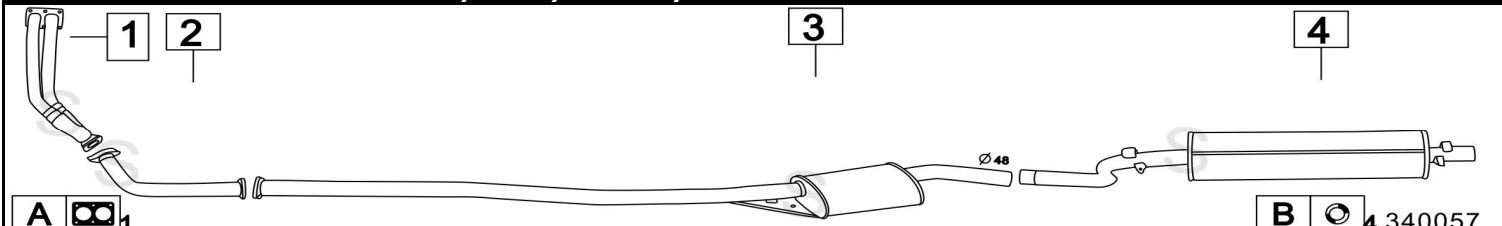
	Codice	Descr.	O.E.	NOTE	Cod. Accessori
1	4405480	T C D	1114900519-1144901719		A 2141947
2	4405490	T C S	1144901619		B 2003931
3	4405406	M C	1144900115		C
4	4408407	M P	1144900515-1154900715		D

**Serie 114 > MERCEDES 250 CE 150CV 71- 75**



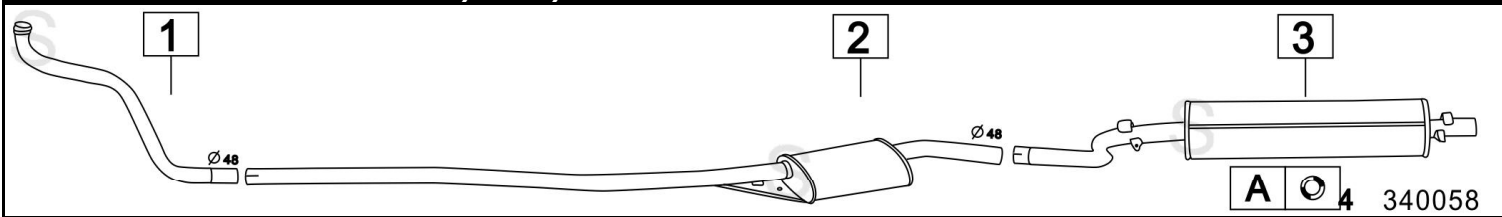
	Codice	Descr.	O.E.	NOTE	Cod. Accessori
1	4405580	T C D	1144901519		A 2003931
2	4405590	T C S	1144901419		B
3	4405506	M C	1144901021+-1144901121		C
4	4405537	M P	1144912401		D

**Serie 115 > MERCEDES 200 / 220 / 220-8 / 230-4 BENZINA 68- 75**



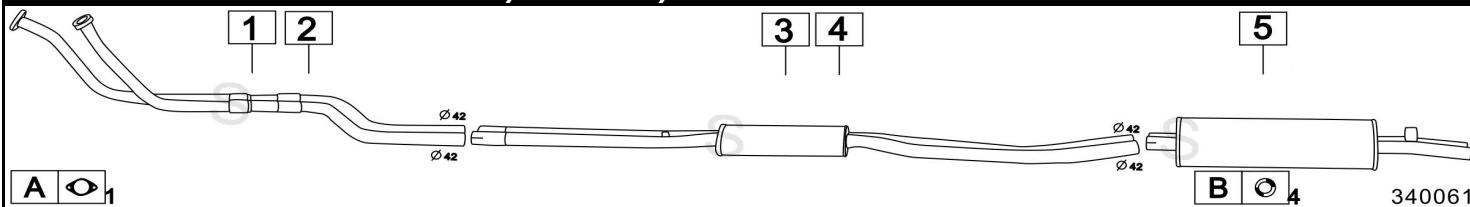
	Codice	Descr.	O.E.	NOTE	Cod. Accessori
1	4408400	T C	1154901020		A 2140901
2	4408405	T I	1154900720		B 2003931
3	4408406	M C	1154900515		C
4	4408407	M P	1144900515		D

**Serie 115 > MERCEDES 200 / 220 / 240 DIESEL 68- 75**



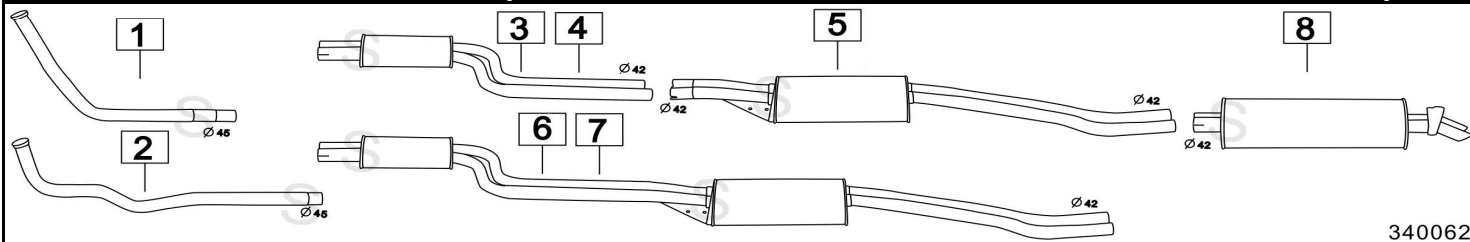
	Codice	Descr.	O.E.	NOTE	Cod. Accessori
1	4408300	T C	1154900519		A 2003931
2	4408306	M C	1154900115		B
3	4408407	M P	1144900515-1154900715		C

**Serie 116 > MERCEDES 280 S / 280 SE / 280 SEL 72- 80**



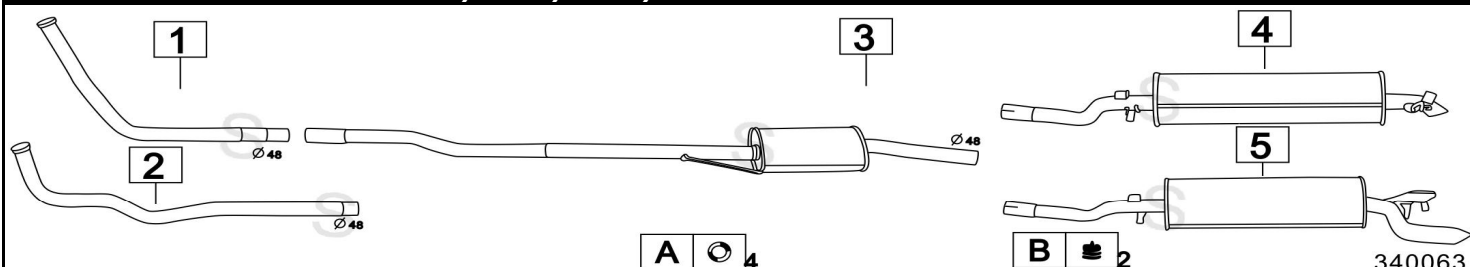
	Codice	Descr.	O.E.	NOTE	Cod. Accessori
1	4407700	T C	1164901120	flangia 2 fori dal 09/1976	A
2	4407730	T C	1164200220	flangia 3 fori fino al 08/1976	B 2003931
3	4407736	M C	1164901115	per 280 SEL	C
4	4407706	M C	1164901121+-1164920504+-1164920604	per 280 S-SE	D
5	4407707	M P	1164910601-1164900915+-1164902415		E

**Serie 116 > MERCEDES 280 SE / SEL 09/80-**



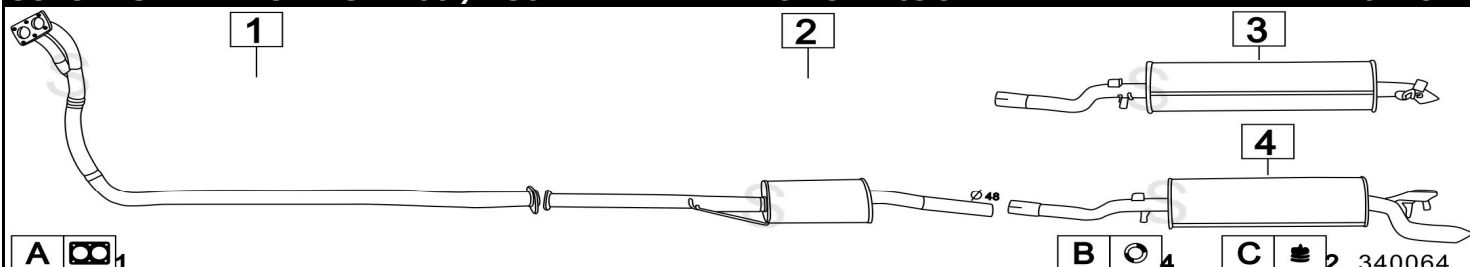
	Codice	Descr.	O.E.	NOTE	Cod. Accessori
1	4411880	T C D	1164907119		A
2	4411890	T C S	1164907219		B
3	4411802	M A	1164902815	per 280 SE	C
4	4411832	M A	1164903015	per 280 SEL	D
5	4411806	M C	1164902815 - 1164903015		E
6	4411809	G M	1164902815	per 280 SE	F
7	4411839	G M	1164903015	per 280 SEL	G
8	4411807	M P	1164902915		H

**Serie 123 > MERCEDES 200 / 220 / 240 / 300 DIESEL 76- 85**



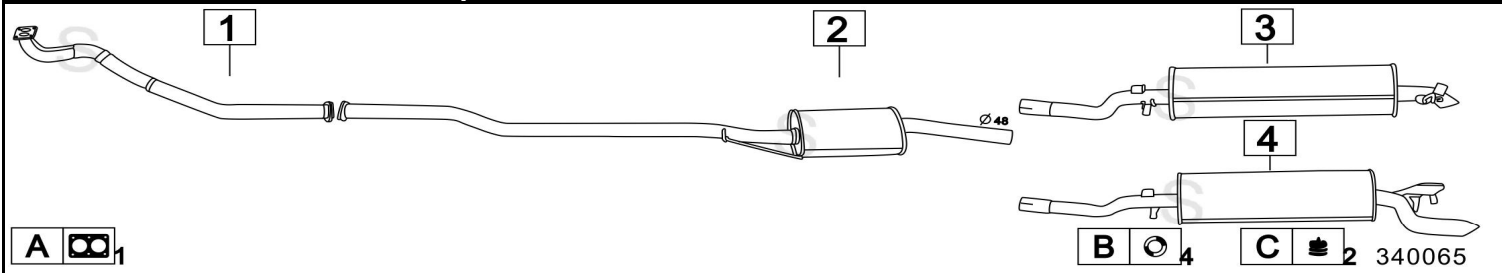
	Codice	Descr.	O.E.	NOTE	Cod. Accessori
1	4402700	T C	1234903519		A 2003931
2	4402800	T C	1234903319	per 300	B 2143906
3	4402706	M C	1234902915		C
4	4402707	M P	1234903215		D
5	4402807	M P	1234902715	per S.W.	E

**Serie 123 > MERCEDES 200 / 230 84-94-109CV 76- 81**



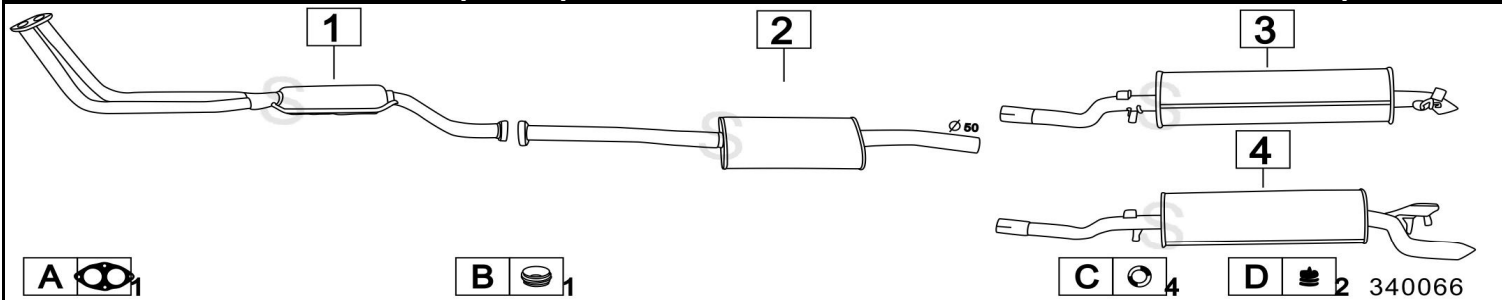
	Codice	Descr.	O.E.	NOTE	Cod. Accessori
1	4402400	T C	1234905819		A 2140901
2	4402406	M C	1234902815		B 2003931
3	4402707	M P	1234903215		C 2143906
4	4402807	M P	1234902715	per S.W.	D

**Serie 123 > MERCEDES 200 / 230 84-94-109CV 81- 85**



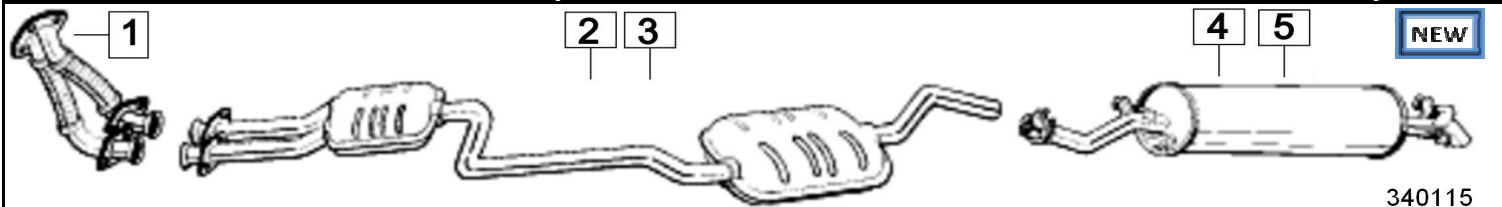
	Codice	Descr.	O.E.	NOTE	Cod. Accessori
1	4402100	T C	1234906319		A 2140901
2	4402106	M C	1234903815		B 2003931
3	4402707	M P	1234903215		C 2143906
4	4402807	M P	1234902715	per S.W.	D

**Serie 123 > MERCEDES 200 /200T / 230 E-CE-TE 101-109-136CV 7/80- 85**



	Codice	Descr.	O.E.	NOTE	Cod. Accessori
1	4402302	M A	1234908119	per 200	A 2140902
2	4402306	M C	1234905515	per 200	B 2142946
3	4402307	M P	1234905315		C 2003931
4	4402337	M P	1234905415	per S.W.	D 2143906

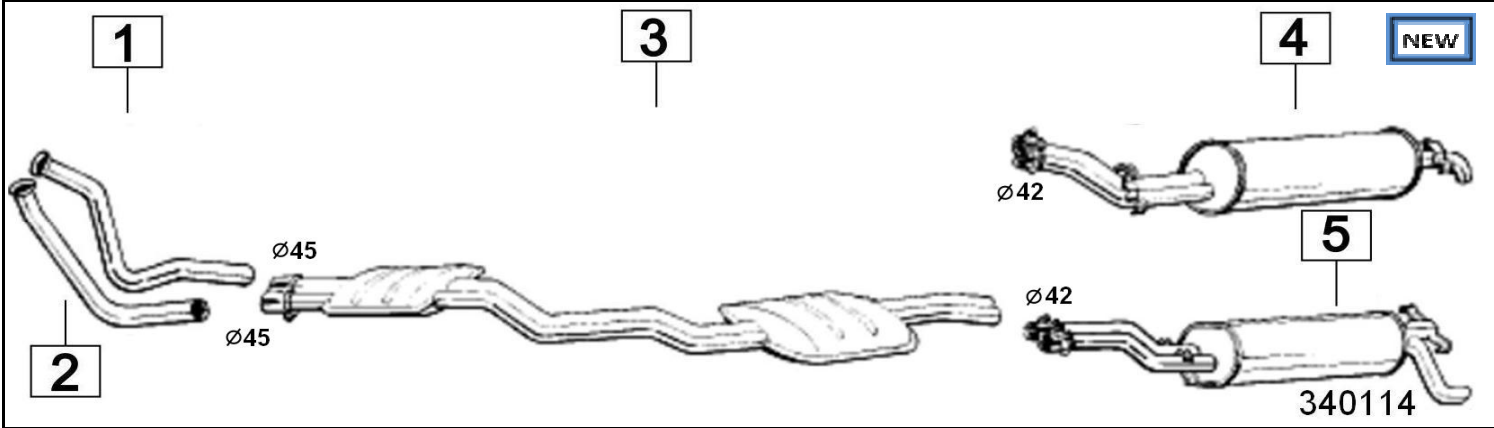
**Serie 123 > MERCEDES 230E - CE /230TE 7/80-**



	Codice	Descr.	O.E.	NOTE	Cod. Accessori
1	4425200	T C	1234908019 - 1234901120		A
2	4425209	M C	1234906715 - 1234905215	per Berlina e S.W.	B
3	4425309	M C	1234906815 - 1234905115	per Coupè	C
4	4402307	M P	1234905315	per Berlina e Coupè	D
5	4402337	M P	1234905415 - 1234908215	per 250 T - S.W.	E

**Serie 123 > MERCEDES 250 /250T**

**8/79- 85**

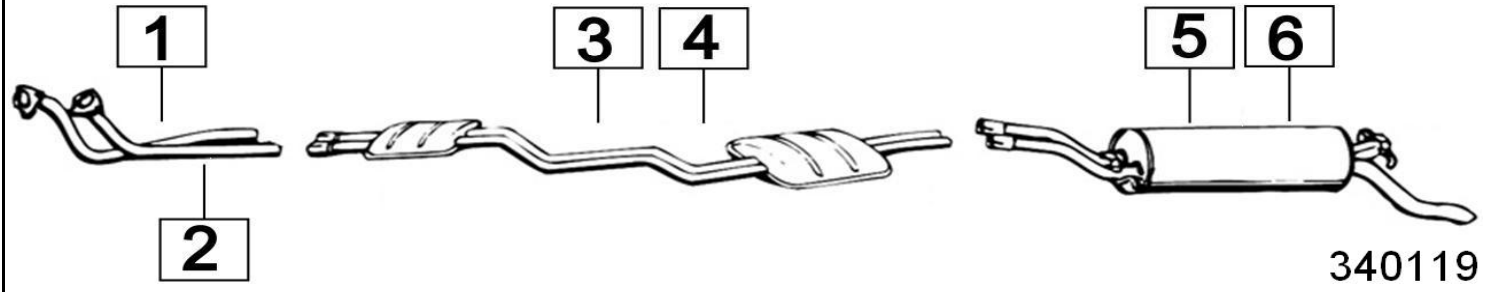


	Codice	Descr.	O.E.	NOTE	Cod. Accessori
1	4426580	T C	1234906119		A
2	4426590	T C	1234906219		B
3	4427606	M C	1234904621		C
4	4428007	M P	1234904721		D
5	4428107	M P	1234906915		E

**Serie 123 > MERCEDES 280E-TE-CE Mot.110.984/988**

**2746cc 136KW**

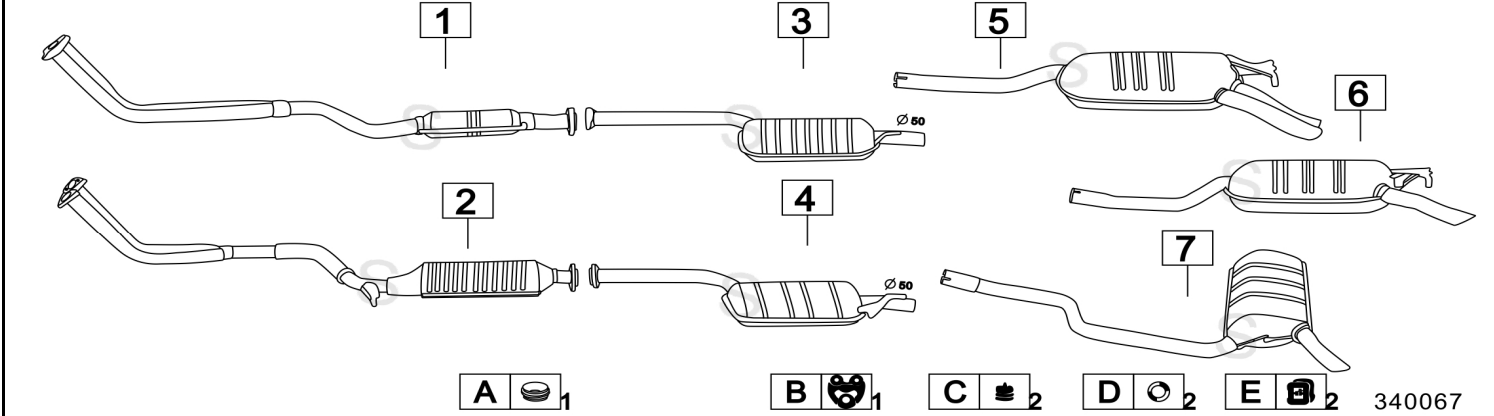
**8/79- 85**



	Codice	Descr.	O.E.	NOTE	Cod. Accessori
1	4428080	T C D	1234904219		A
2	4428090	T C S	1234904319		B
3	4428009	M C	1234902115	per 280E - 280TE (SW)	C
4	4428109	M C	1234902215	per 280CE (Coupè)	D
5	4428007	M P	1234902315	per 280E - 280CE (Coupè)	E
6	4428107	M P	1234906915	per 280TE (SW)	F

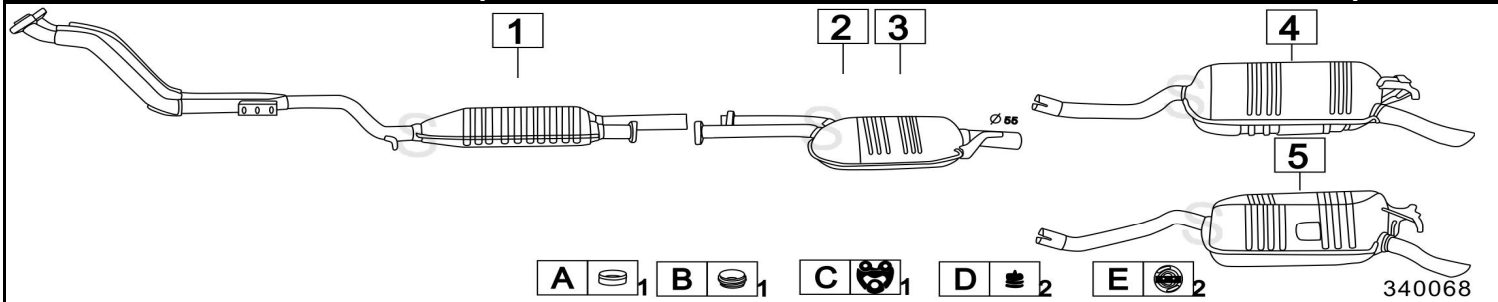
**Serie 124 > MERCEDES 200 / 230 E-CE-TE 1997-2299cc 105-109-122-136KW**

**85- 93**



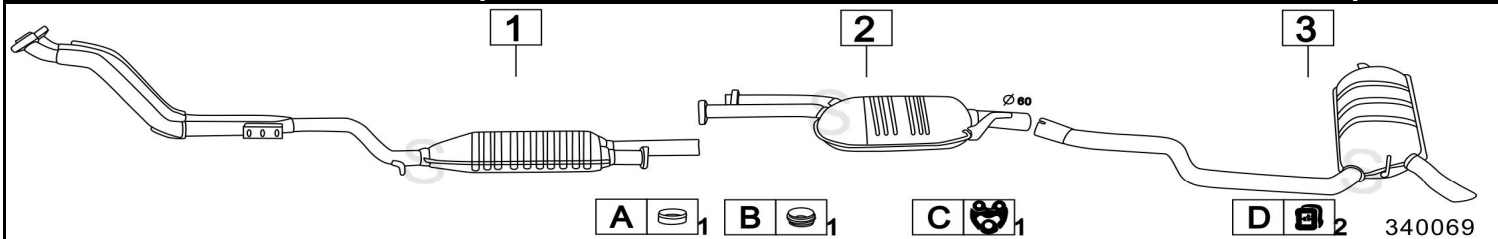
	Codice	Descr.	O.E.	NOTE	Cod. Accessori
1	4405602	M A	1244900019-1244900819		A 2142946
2	4405612	KAT	1244909419-1244909919		B 2143904
3	4405906	M C	1244919301		C 2143906
4	4405936	M C	1244901915	per CE Coupè	D 2003931
5	4405937	M P			E 2143902
6	4405907	M P	1244900115		F
7	4405947	M P	1244902721	per S.W.	G

**Serie 124 > MERCEDES E200 / E220 C-CE 1998-2199cc 100-110KW 10/92- 95**



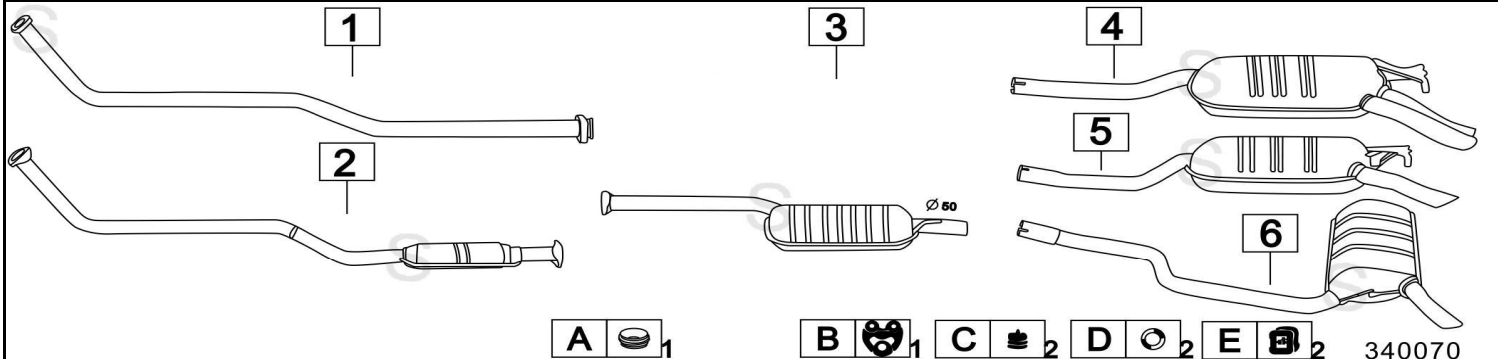
	Codice	Descr.	O.E.	NOTE	Cod. Accessori
1	4402612	KAT	1244909020		A 2141951
2	4402606	M C	1244903115	per E	B 2142946
3	4402636	M C	1244903315	per CE	C 2143904
4	4402607	M P	1244903215	per E	D 2143906
5	4402637	M P	1244903415	per CE	E 2113902

**Serie 124 > MERCEDES E200 / E220 TE SW 1998-2199cc 100-110KW 10/92- 95**



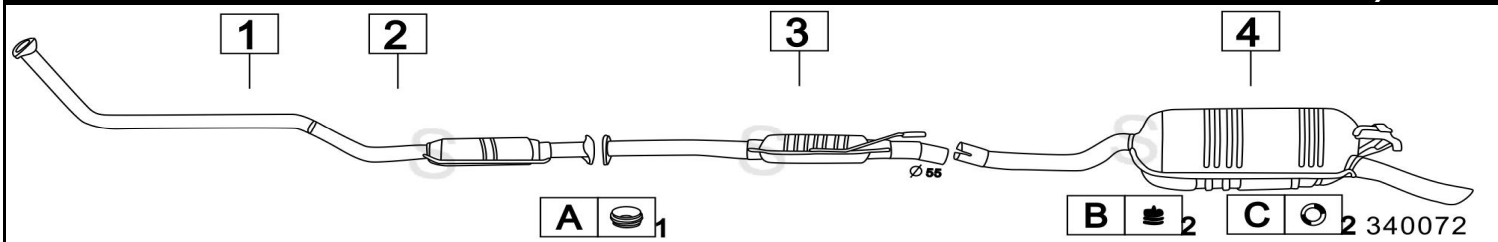
	Codice	Descr.	O.E.	NOTE	Cod. Accessori
1	4402612	KAT	1244909020		A 2141951
2	4405306	M C	1244901821		B 2142946
3	4402007	M P	1244901721		C 2143904

**Serie 124 > MERCEDES 200 / 250 DIESEL - TD 1997-2497cc 72-90CV 85- 96**



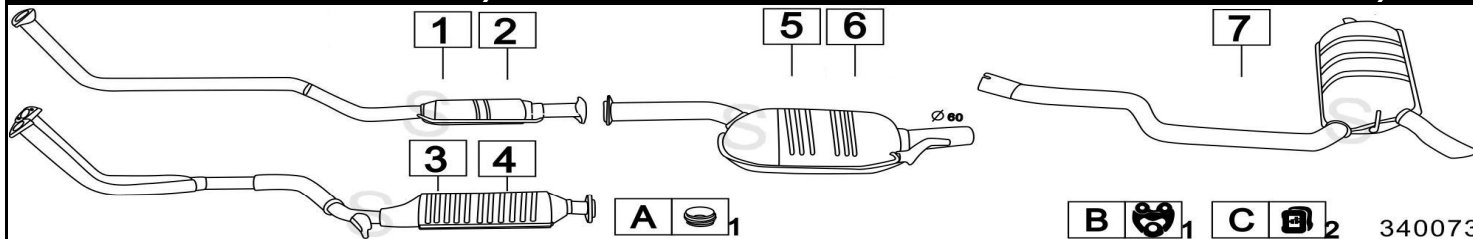
	Codice	Descr.	O.E.	NOTE	Cod. Accessori
1	4405900	T C	1244900519	per 200 1997cc	A 2142946
2	4405102	M A	1244902019	per 250 2497cc	B 2143904
3	4405906	M C	1244919301		C 2143906
4	4405937	M P			D 2003931
5	4405907	M P	1244900115		E 2143902
6	4405947	M P	1244902721	per S.W.	F

**Serie 124 > MERCEDES E250 DIESEL 2497cc 83KW 7/93-**



	Codice	Descr.	O.E.	NOTE	Cod. Accessori
1	4423302	M A	1244905320		A 2142951
2	4423312	KAT	1244905220		B 2143906
3	4423306	M C	1244903515		C 2003931
4	4423307	M P	1244903615		D

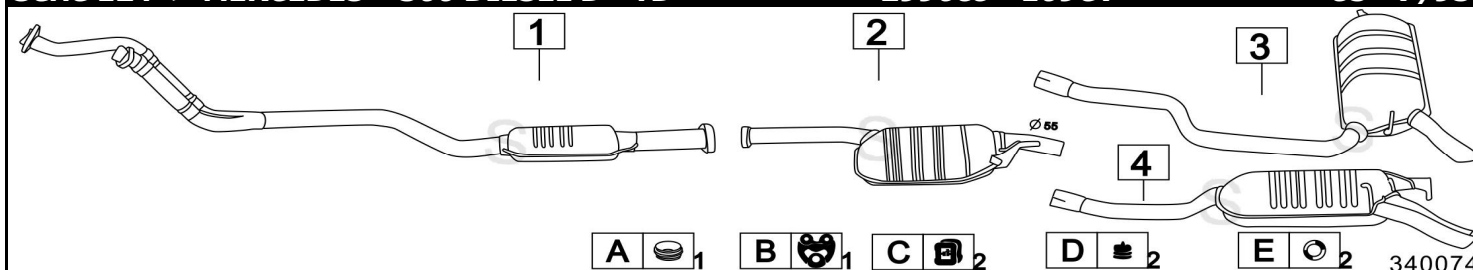
**Serie 124 > MERCEDES E250 / E300 DIESEL TD SW 2497-2996cc 83-100KW 7/93-**



340073

	Codice	Descr.	O.E.	NOTE	Cod. Accessori
1	4423302	M A	1244905320	per 250 2497cc	A 2142951
2	4423312	KAT	1244905220	per 250 2497cc	B 2143904
3	4424702	M A	1244905120	per 300 2966cc	C 2143902
4	4424712	KAT	1244905020	per 300 2966cc	D
5	4402006	M C	1244901035	per 250 2497cc	E
6	4402036	M C	1244901235	per 300 2966cc	F
7	4402007	M P	1244901721		G

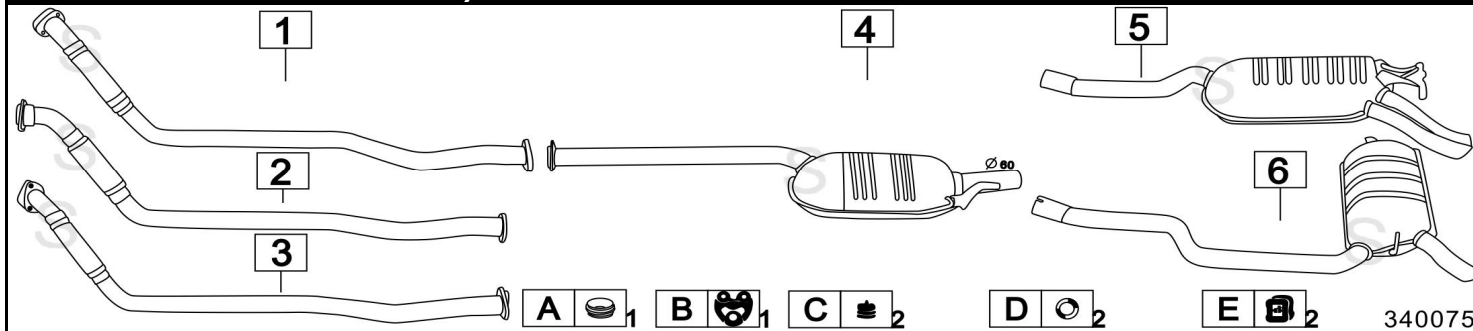
**Serie 124 > MERCEDES 300 DIESEL D - TD 2996cc 109CV 85- 7/93**



340074

	Codice	Descr.	O.E.	NOTE	Cod. Accessori
1	4405802	M A	1244905919		A 2142951
2	4405806	M C	1244902221		B 2143904
3	4405007	M P	1244902121	per S.W.	C 2143902
4	4405807	M P	1244918701		D 2143906

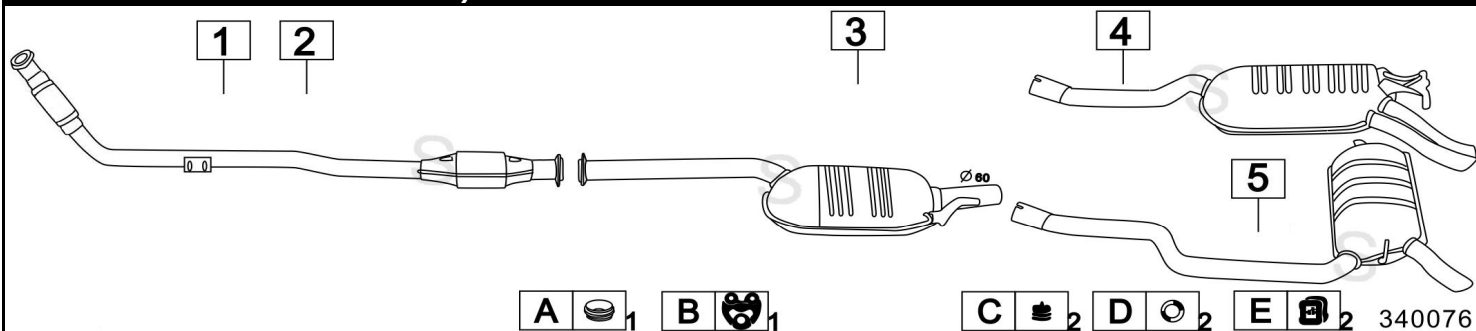
**Serie 124 > MERCEDES 250 / 300 TURBO DIESEL 2497-2996cc 126-143CV 85- 96**



340075

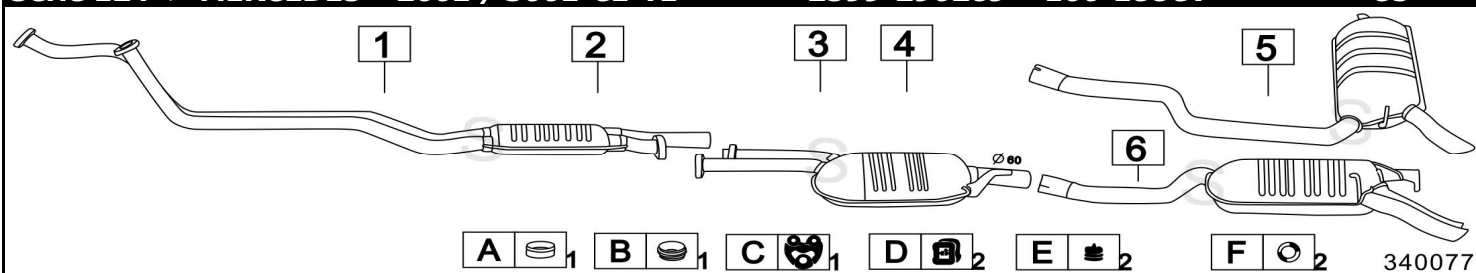
	Codice	Descr.	O.E.	NOTE	Cod. Accessori
1	4400400	T C	1244900920	per 250 flangia a 2 fori	A 2142956
2	4400900	T C	1244905619	per 300 flangia a 3 fori	B 2143904
3	4400930	T C	1244906719	per 300 flangia a 2 fori dal 1988	C 2143906
4	4400906	M C	1244902021		D 2003931
5	4400407	M P	1244901315		E 2143902
6	4400907	M P	1244901921	per S.W.	F

**Serie 124 > MERCEDES 250 / 300 TURBO DIESEL 2497-2996cc 93-105KW 92- 96**



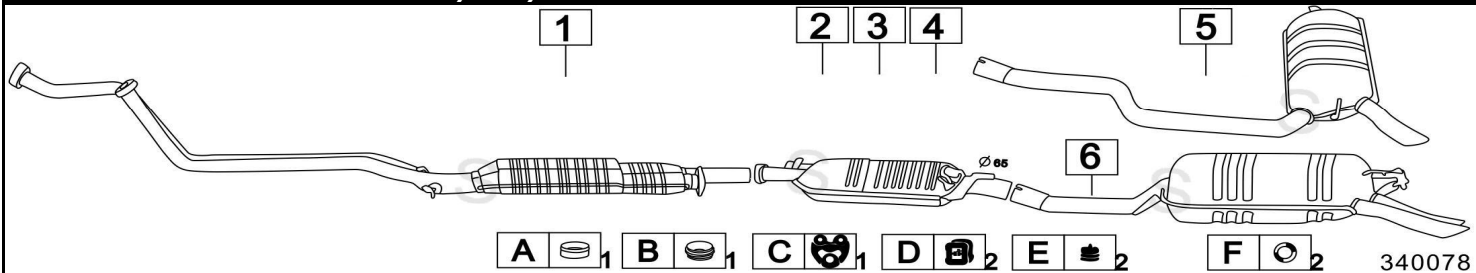
	Codice	Descr.	O.E.	NOTE	Cod. Accessori
1	4424512	KAT	1244902520	per 250 2497cc	A 2142956
2	4424612	KAT	1244902620	per 300 2996cc	B 2143904
3	4400936	M C	1244908621		C 2143906
4	4400407	M P	1244901315		D 2003931
5	4400907	M P	1244901821	per S.W.	E 2143902

**Serie 124 > MERCEDES 260E / 300E-CE-TE 2599-2962cc 166-188CV 85-**



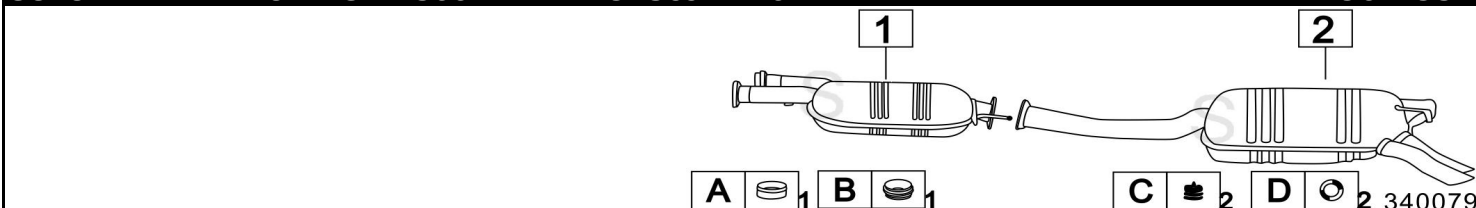
	Codice	Descr.	O.E.	NOTE	Cod. Accessori
1	4405302	M A	1244906019		A 2141951
2	4422612	KAT	1244907219-1244908919		B 2142946
3	4405206	M C	1244902015	per 300E Coupè	C 2143904
4	4405306	M C	1244901821		D 2143902
5	4402007	M P	1244901721	per S.W.	E 2143906
6	4405307	M P	1244900515		F 2003931

**Serie 124 > MERCEDES E280/300/320 E-CE-TE 2799-2960-3199cc 142-170-162KW 89-**



	Codice	Descr.	O.E.	NOTE	Cod. Accessori
1	4402912	KAT	1244909519		A 2141951
2	4427806	M C	1244902315	per E	B 2142946
3	4402906	M C	1244902115	per CE Coupè	C 2143904
4	4405206	M C	1244906621	per TE S.W.	D 2143902
5	4402007	M P	1244901721	per TE S.W.	E 2143906
6	4402907	M P	1244902215	per E - CE	F 2003931

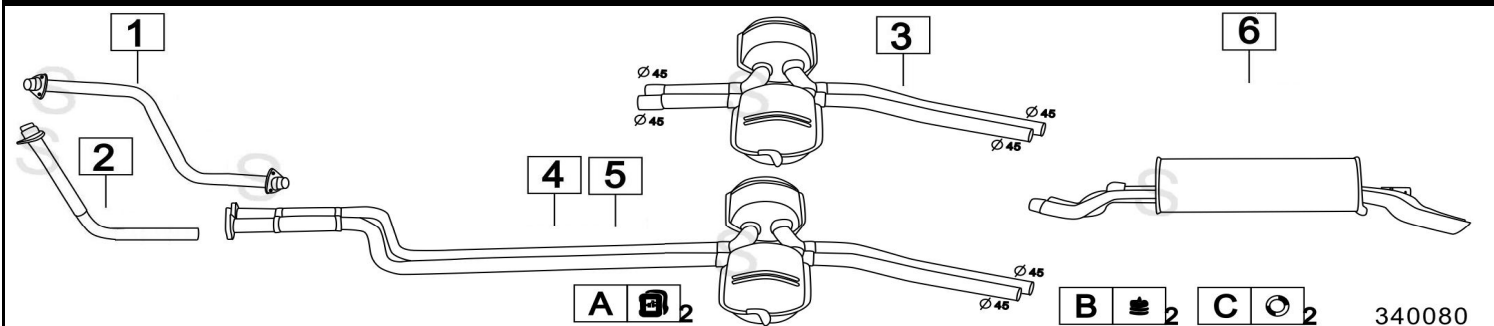
**Serie 124 > MERCEDES E500 4973cc 240KW 90- 95**



	Codice	Descr.	O.E.	NOTE	Cod. Accessori
1	4415006	M C	1244907721		A 2141955
2	4415007	M P	1244907821		B 2142951

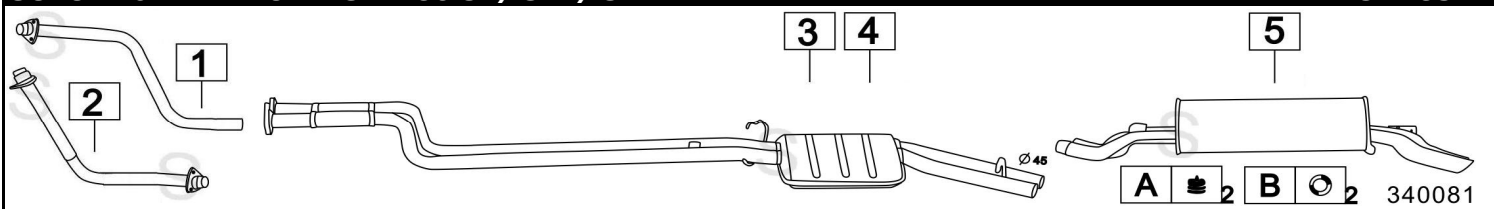


**Serie 126 > MERCEDES 280 S-SE-SEL 79- 85**



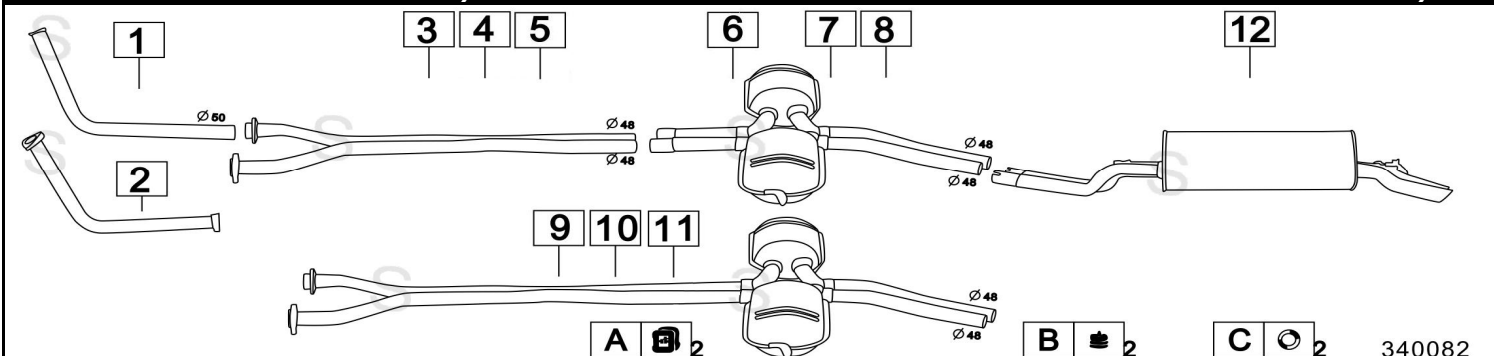
	Codice	Descr.	O.E.	NOTE	Cod. Accessori
1	4414780	T C D	1264900919		A 2143902
2	4414790	T C S	1264901019		B 2143906
3	4414736	M C	1264902415	per S-SE (modifica)	C 2003931
4	4414746	M C	1264902415 - 1264901315	per S-SE	D
5	4414756	M C	1264903015	per SEL	E
6	4414707	M P	1264901515		F

**Serie 126 > MERCEDES 280 S / SE / SEL 79- 85**



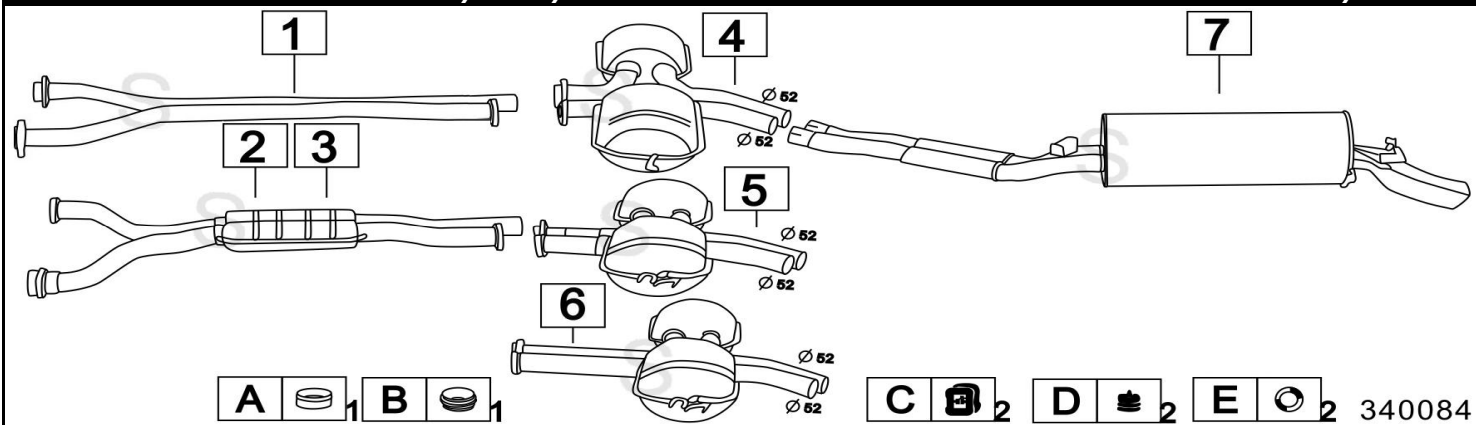
	Codice	Descr.	O.E.	NOTE	Cod. Accessori
1	4409480	T C D	ME 1264901319		A 2143906
2	4409490	T C S	ME 1264901419		B 2003931
3	4409406	M C	1264904815	per S-SE	C
4	4409436	M C	1264900715 - 1264904915	per SEL	D
5	4414707	M P	1264901515		E

**Serie 126 > MERCEDES 380 / 500 SE - SEL - SEC 80- 8/85**



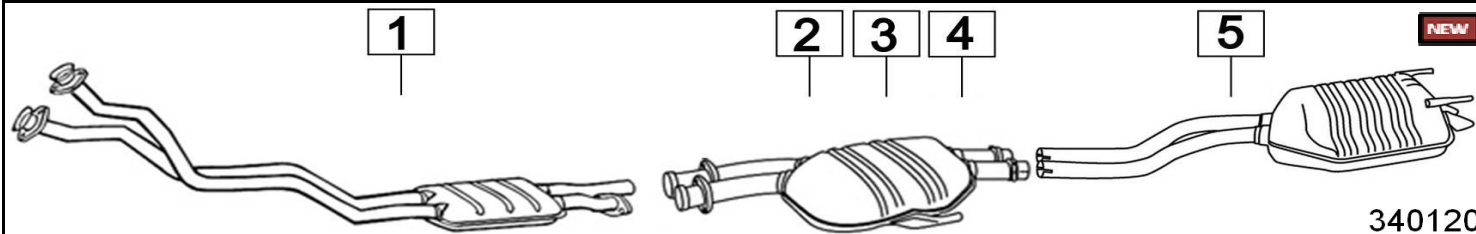
	Codice	Descr.	O.E.	NOTE	Cod. Accessori
1	4414880	T C D	1264900319		A 2143902
2	4414890	T C S	1264900219		B 2143906
3	4414803	T A	1264903415	per SE (modifica)	C 2003931
4	4414833	T A	1264900315	per SEL (modifica)	D
5	4414843	T A	1264903215	per SEC (modifica)	E
6	4414856	M C	1264903415	per SE (modifica)	F
7	4414866	M C	1264900315	per SEL (modifica)	G
8	4414876	M C	1264903215	per SEC (modifica)	H
9	4414806	M C	1264903415	per SE	I
10	4414836	M C	1264900315	per SEL	L
11	4414846	M C	1264903215	per SEC	M
12	4414807	M P	1264900515		N

**Serie 126 > MERCEDES 420 / 500 / 560 SE - SEL - SEC 9/85- 91**



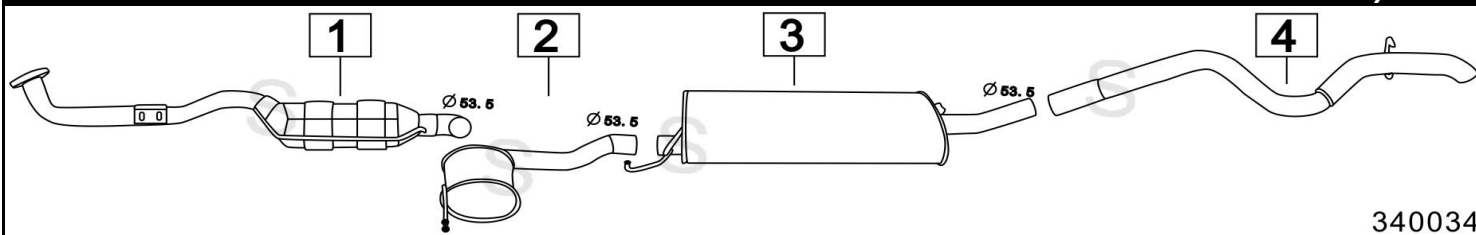
	Codice	Descr.	O.E.	NOTE	Cod. Accessori
1	4414005	T A	1264907419	per 420	A 2141955
2	4414002	M A	1264907119	per 500	B 2142951
3	4414032	M A	1264908619	per 560	C 2143902
4	4414046	M C	1264903915	per SEC Coupè	D 2143906
5	4414006	M C	1264904115	per SE	E 2003931
6	4414036	M C	1264904015	per SEL	F
7	4414007	M P	1264904215		G

**Serie 140 > MERCEDES S600 SE - SEL - SEC 5987cc 290-300KW 91- 5/93**



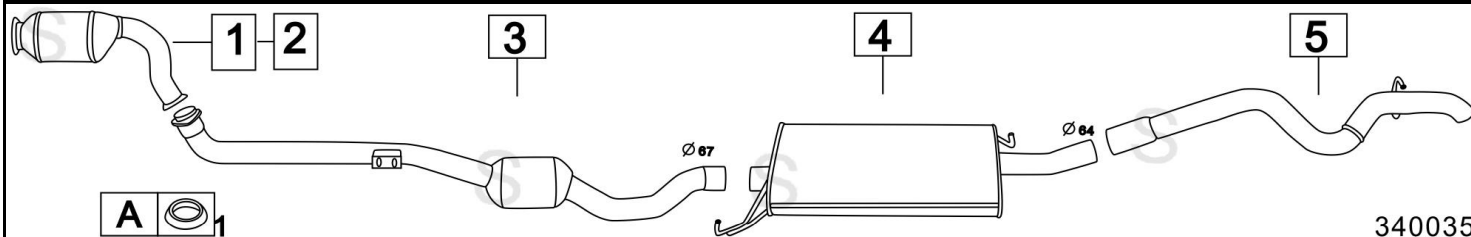
	Codice	Descr.	O.E.	NOTE	Cod. Accessori
1	4435000	M A			A
2	4435006	M C	1404900615	per SE 290KW	B
3	4435106	M C	1404900715	per SEL 290KW	C
4	4435206	M C	1404901215	per SEC 300KW	D
5	4435007	M P	1404900815		E

**Serie 163 > MERCEDES ML 230 2295cc 110KW 6/98-**



	Codice	Descr.	O.E.	NOTE	Cod. Accessori
1	4423012	KAT	1634900514		A
2	4423002	M A	1634900514		B
3	4423006	M C	1634900401		C
4	4423008	T P	1634900401		D

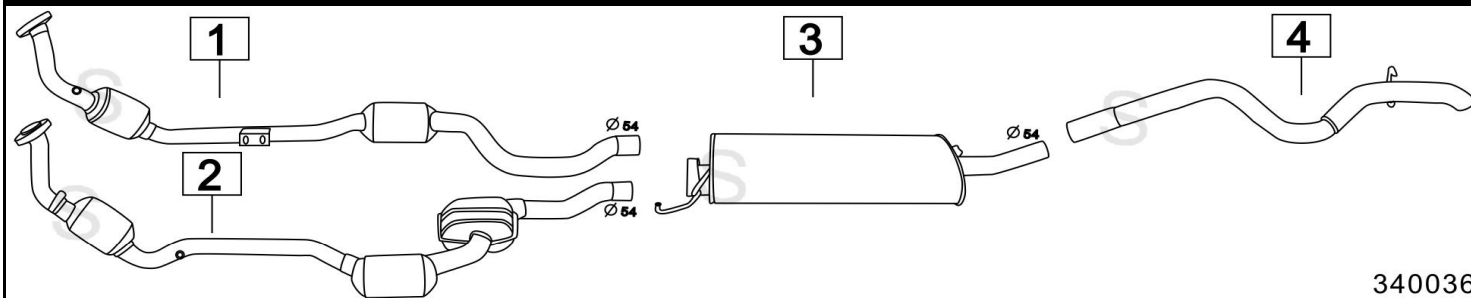
**Serie 163 > MERCEDES ML 270 CDI TURBO DIESEL 2685cc 120KW 00-**



340035

	Codice	Descr.	O.E.	NOTE	Cod. Accessori
1	4427012	KAT	1634903114	fino a telaio A221583 - X728999	A
2	4427112	KAT	1634904714	da telaio A221584 - X729000	B
3	4427016	KAT	1634900614-1634905314		C
4	4427006	M C	1634904701-1634900601-1634903301		D
5	4427008	T P	1634900827		E

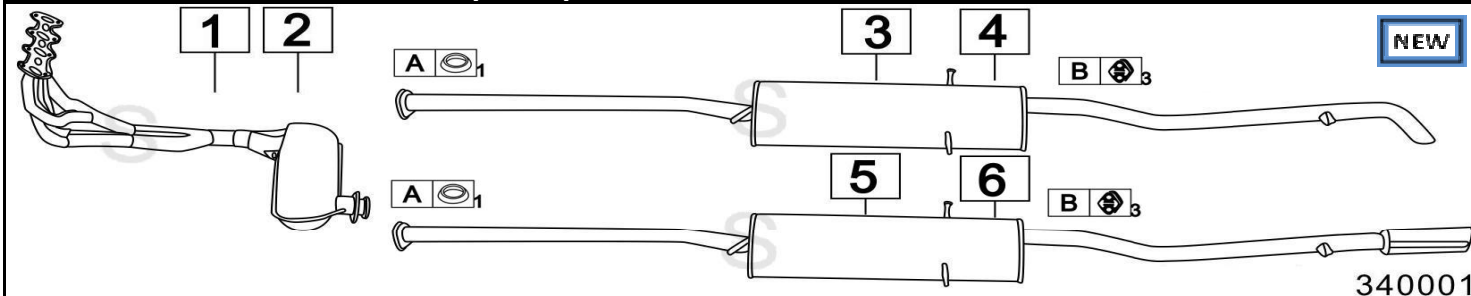
**Serie 163 > MERCEDES ML 320 3199cc 160KW 98-**



340036

	Codice	Descr.	O.E.	NOTE	Cod. Accessori
1	4401012	KAT	1634907814		A
2	4401112	KAT	1634908114		B
3	4401006	M C	1634904401-1634900501-1634902701		C
4	4423008	T P	1634900627-1634900501-1634902701		D

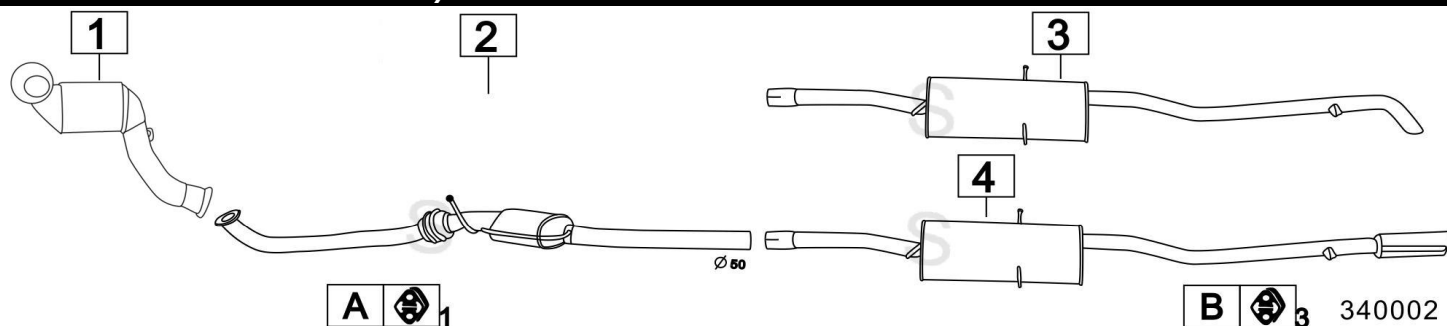
**Serie 168 > MERCEDES A 140 / 160 / 190 1397-1598-1898cc 60-75-92KW 97-**



340001

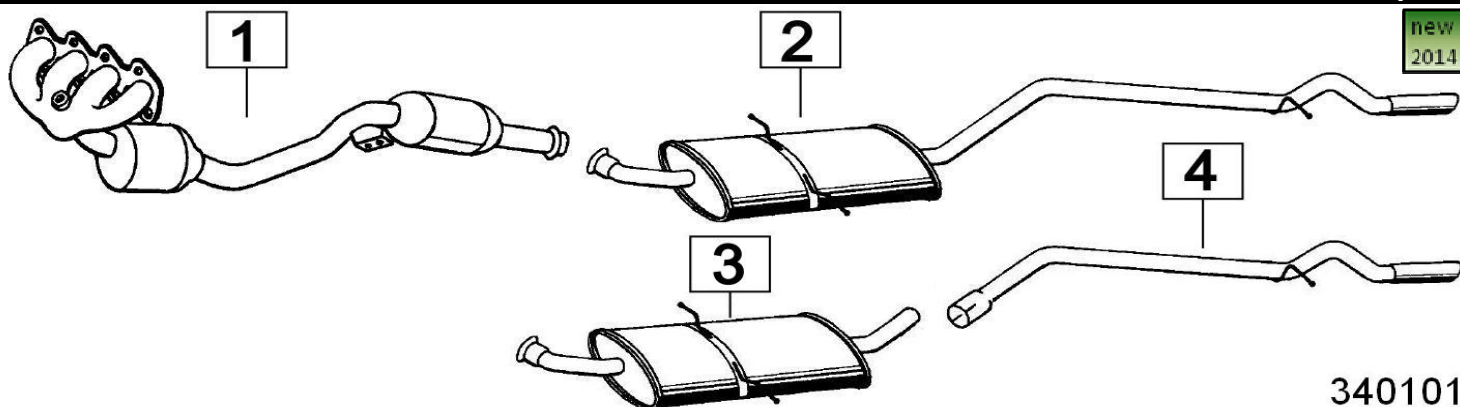
	Codice	Descr.	O.E.	NOTE	Cod. Accessori
1	4403612	KAT	1684900719 1684901019	1 foro sonda	A 2141946
2	4403712	KAT	1684901119 1684904819	2 fori sonda dal 08/2000	B 2143926
3	4403707	M P	1684902121-1684902221	per SWB passo corto	C
4	4403747	M P	1684905121 - 1684905021	per LWB passo lungo	D
5	4403737	M P	1684902421+-1684920814	per Avantgarde SWB passo corto	E
6	4403757	M P	1684905321	per Avantgarde LWB passo lungo	F

**Serie 168 > MERCEDES A160 / A170 1700 CDi 1689cc 44-55-66-70KW 98-**



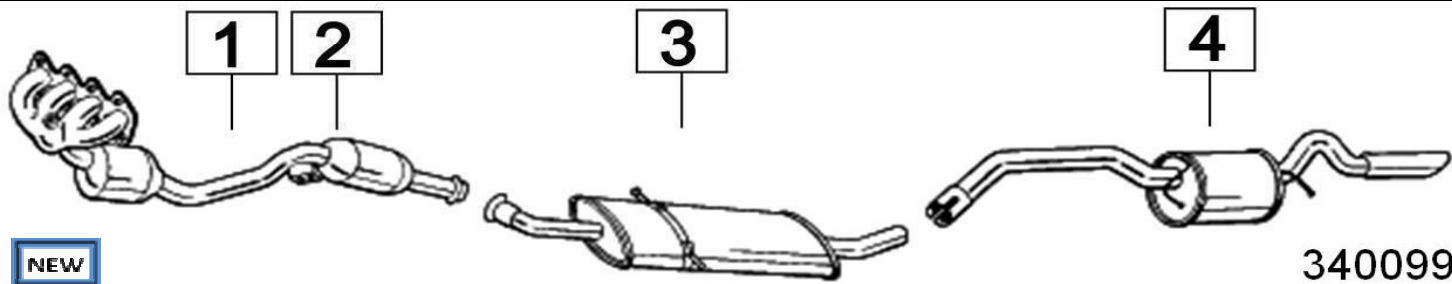
	Codice	Descr.	O.E.	NOTE	Cod. Accessori
1	4403410	KAT	1684901619-1684908710		A 2143926
2	4403412	KAT	1684900222		B 2143926
3	4403407	M P	1684904221		C
4	4403437	M P	1684904321+-1684920814	per Avantgarde	D

**Serie 169 > MERCEDES A150 1500i MOT:266920 1498cc 70KW 04- 6/08**



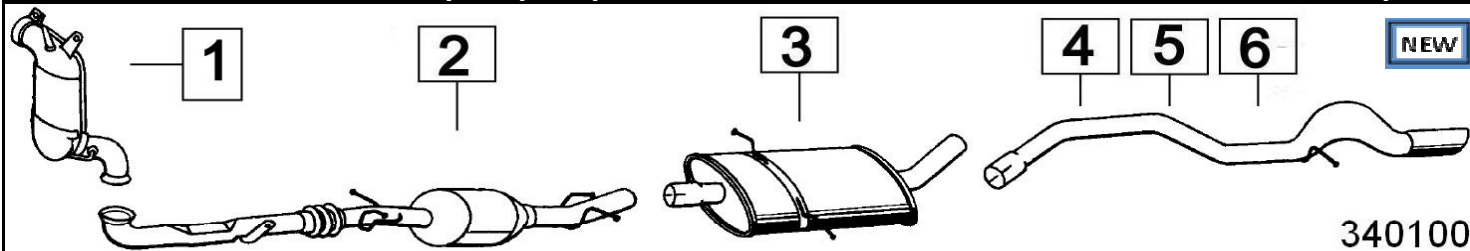
	Codice	Descr.	O.E.	NOTE	Cod. Accessori
1	4404010	KAT	1694900519		A
2	4404037	M P	1694906310		B
3	4404056	M C	1694906310		C
4	4404058	T P	1694906310		D

**Serie 169 > MERCEDES A170/200 1699-2034cc 85-100KW 04- 6/08**



	Codice	Descr.	O.E.	NOTE	Cod. Accessori
1	4404010	KAT	1694900519	per cambio automatico	A
2	4404110	KAT	1694901519	per cambio manuale	B
3	4404006	M C	1694900322		C
4	4404007	M P	1694903721		D

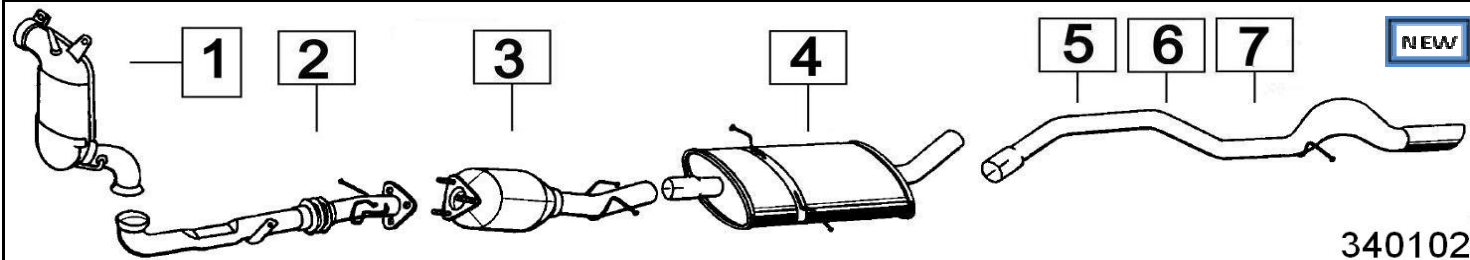
**Serie 169 > MERCEDES A160/170/180/200 CDI 1991cc 60-80-103KW 09/04-**



340100

	Codice	Descr.	O.E.	NOTE	Cod. Accessori
1	4404012	KAT	1694900550 - 1694900852 - 1694905710		A
2	4404016	KAT	1694900650		B
3	4404036	M C	1694900022		C
4	4404008	T P	1694901021	per Elegance	D
5	4404038	T P	1694901521	per Classic	E
6	4404048	T P	1694901621	per Avantgarde	F

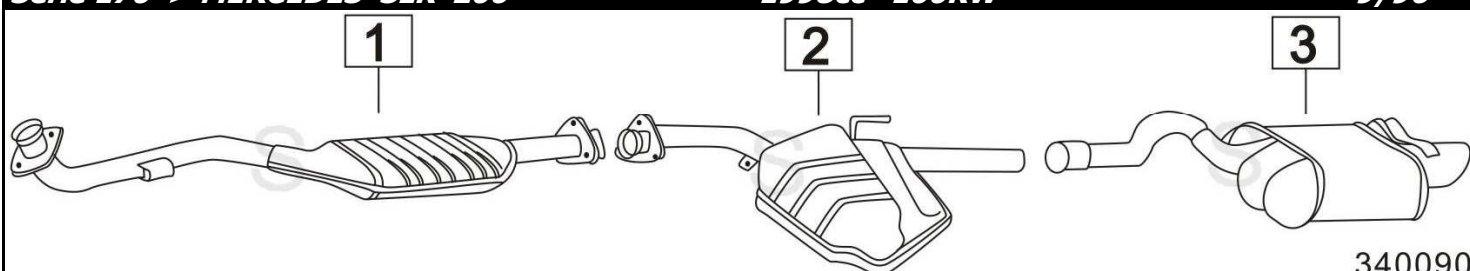
**Serie 169 > MERCEDES A160/170/180/200 CDI DPF/FAP 1991cc 60-80-103KW 09/04-**



340102

	Codice	Descr.	O.E.	NOTE	Cod. Accessori
1	4404012	KAT	1694900550 - 1694900852 - 1694905710		A
2	4404000	T C	1694900419		B
3	4404026	FAP	1694900692		C
4	4404036	M C	1694900022		D
5	4404008	T P	1694901021	per Elegance	E
6	4404038	T P	1694901521	per Classic	F
7	4404048	T P	1694901621	per Avantgarde	G

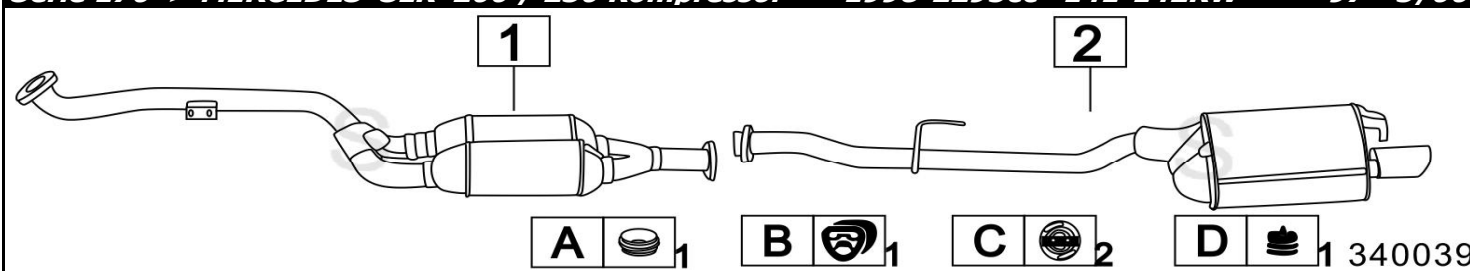
**Serie 170 > MERCEDES SLK 200 1998cc 100KW 9/96-**



340090

	Codice	Descr.	O.E.	NOTE	Cod. Accessori
1	4430012	KAT	1704901519 - 1704900614		A
2	4430006	M C	1704900021 - 1704900521 - 1704900621		B
3	4430007	M P	1704900021 - 1704900521 - 1704900621		C

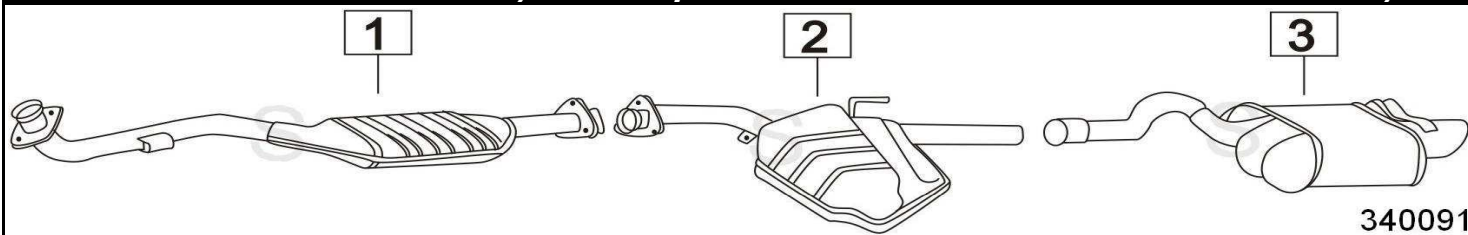
**Serie 170 > MERCEDES SLK 200 / 230 Kompressor 1998-2295cc 141-142KW 97- 3/00**



340039

	Codice	Descr.	O.E.	NOTE	Cod. Accessori
1	4405712	KAT	1704900119		A 2142956
2	4405707	M P	1704900221		B 2143913
3					C 2113902
4					D 2143906

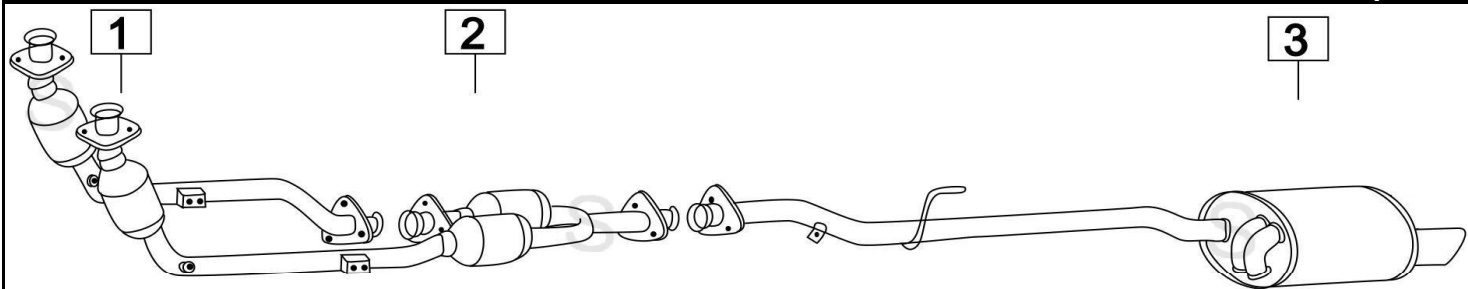
**Serie 170 > MERCEDES SLK 200 / 230 Kompressor 1998-2295cc 120-145KW 11/99-**



340091

	Codice	Descr.	O.E.	NOTE	Cod. Accessori
1	4430212	KAT	1704906419 - 1704906519		A
2	4430006	M C	1704900021 - 1704900521 - 1704900621		B
3	4430007	M P	1704900021 - 1704900521 - 1704900621		C

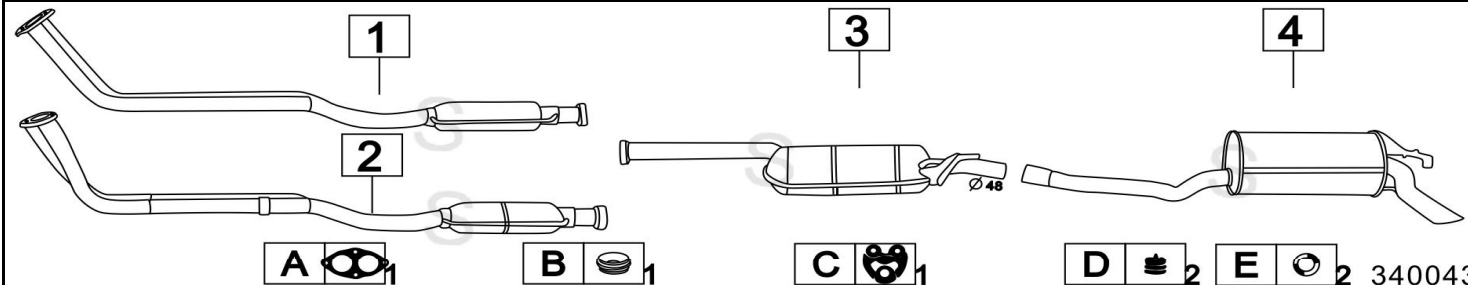
**Serie 170 > MERCEDES SLK 320 3200cc 160KW 2/01-**



340092

	Codice	Descr.	O.E.	NOTE	Cod. Accessori
1	4430510	KAT		catalizzatore destro	A
2	4430512	KAT		catalizzatore sinistro	B
3	4430507	M P	1704900321		C

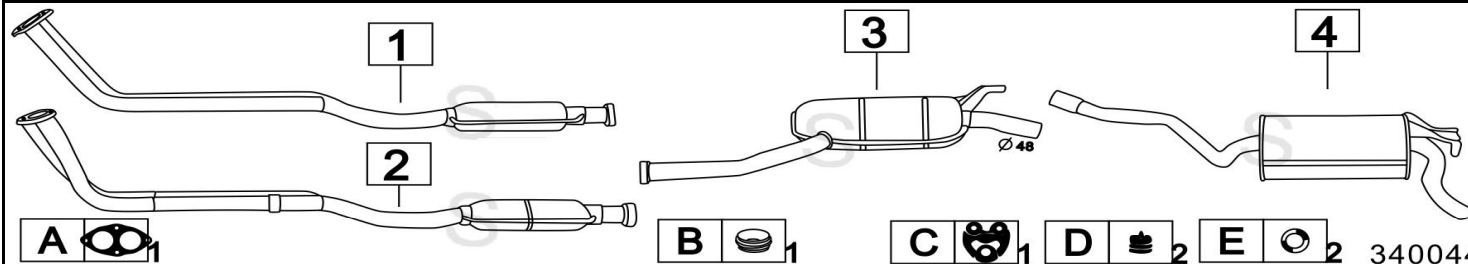
**Serie 201 > MERCEDES 190 2000 1997cc 90-105CV 11/82-**



340043

	Codice	Descr.	O.E.	NOTE	Cod. Accessori
1	4403502	M A	2014904019-2014904519	dal 11/1984	A 2140902
2	4403302	M A	2014904119		B 2142944
3	4403806	M C	2014901001-2014902315		C 2143904
4	4403807	M P	2014900115		D 2143906
5					E 2003931

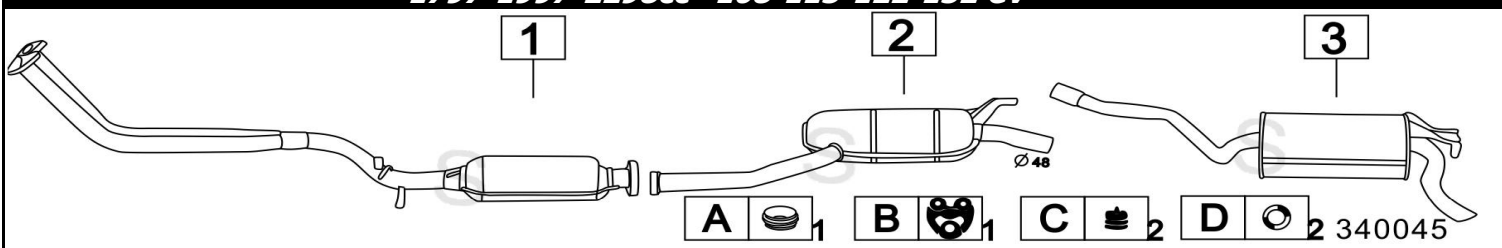
**Serie 201 > MERCEDES 190E 1800/2000 1797-1997cc 108-116-118-122CV 11/82-**



340044

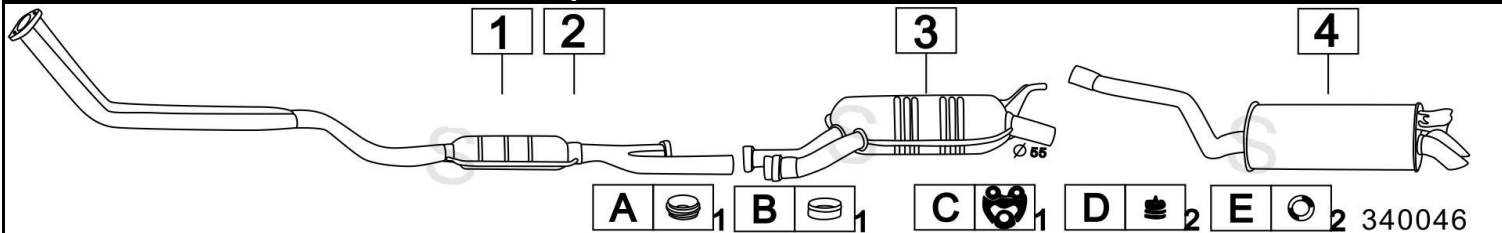
	Codice	Descr.	O.E.	NOTE	Cod. Accessori
1	4403502	M A	2014904019-2014904519	dal 11/1984	A 2140902
2	4403302	M A	2014904119		B 2142944
3	4403306	M C	2014902515		C 2143904
4	4403507	M P	2014902615		D 2143906
5					E 2003931

**Serie 201 > MERCEDES 190E 1800 / 2000 / 2300 CATALIZZATA 1797-1997-2298cc 108-113-122-132 CV 84-**



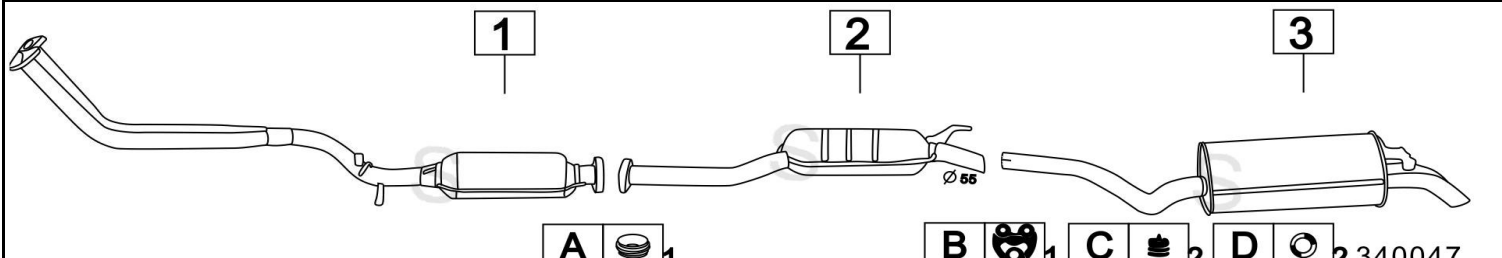
	Codice	Descr.	O.E.	NOTE	Cod. Accessori
1	4403112	KAT	2014901920-2014909519-2014909719		A 2142944
2	4403306	M C	2014902515		B 2143904
3	4403507	M P	2014902615		C 2143906
4					D 2003931

**Serie 201 > MERCEDES 190E 2000 / 2300 1996-2298cc 127-136CV 91- 93**



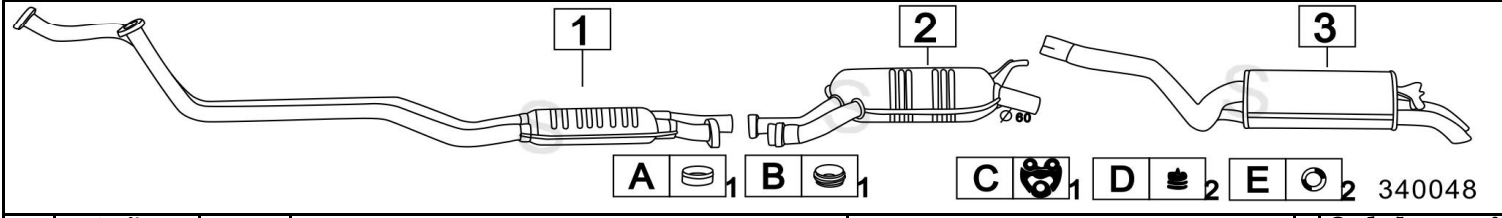
	Codice	Descr.	O.E.	NOTE	Cod. Accessori
1	4408812	KAT	2014903620		A 2142946
2	4408802	M A	2014903420		B 2141951
3	4408806	M C	2014903915		C 2143904
4	4408907	M P	2014903015		D 2143906
5					E 2003931

**Serie 201 > MERCEDES 190E 2300 16V 2299cc 170-177-185CV 83- 8/88**



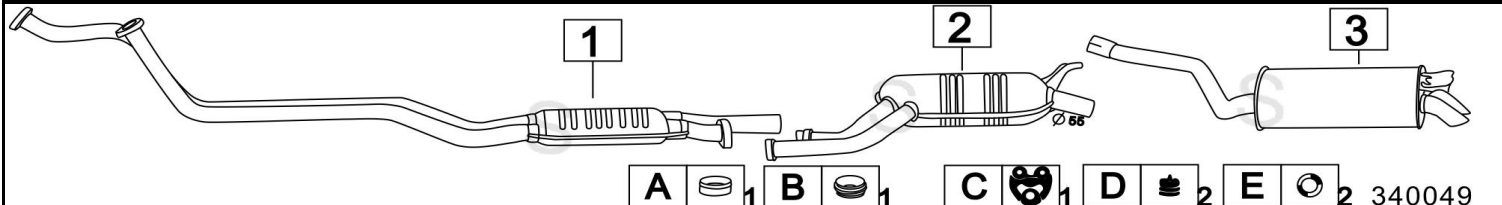
	Codice	Descr.	O.E.	NOTE	Cod. Accessori
1	4415802	M A	2014903419		A 2142951
2	4415806	M C	2014900615		B 2143904
3	4415807	M P	2014900715		C 2143906
4					D 2003931

**Serie 201 > MERCEDES 190E 2500 16V 2498cc 195-204CV 9/88- 91**



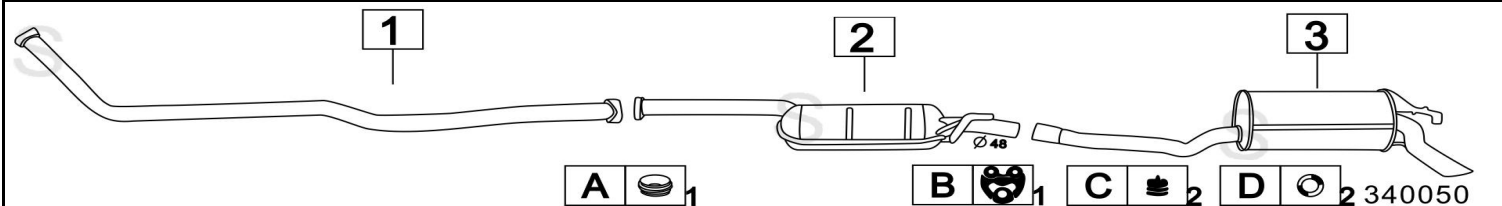
	Codice	Descr.	O.E.	NOTE	Cod. Accessori
1	4408602	M A	2014903419		A 2141951
2	4408606	M C	2014903715		B 2142944
3	4408607	M P	2014903815		C 2143904
4					D 2143906
5					E 2003931

**Serie 201 > MERCEDES 190E 2600 2599cc 160-166CV 87- 90**



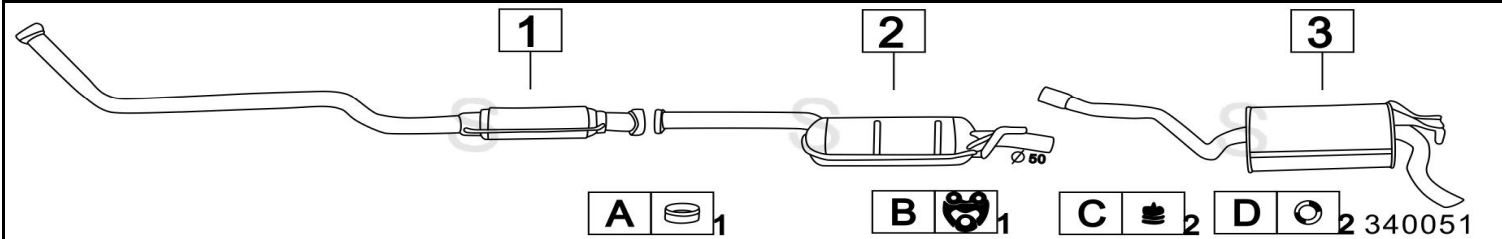
	Codice	Descr.	O.E.	NOTE	Cod. Accessori
1	4405302	M A	1244906019		A 2141951
2	4408906	M C	2014900801-2014902915		B 2142946
3	4408907	M P	2014903015		C 2143904
4					D 2143906
5					E 2003931

**Serie 201 > MERCEDES 190D 2000 DIESEL 1997cc 72CV 9/83- 93**



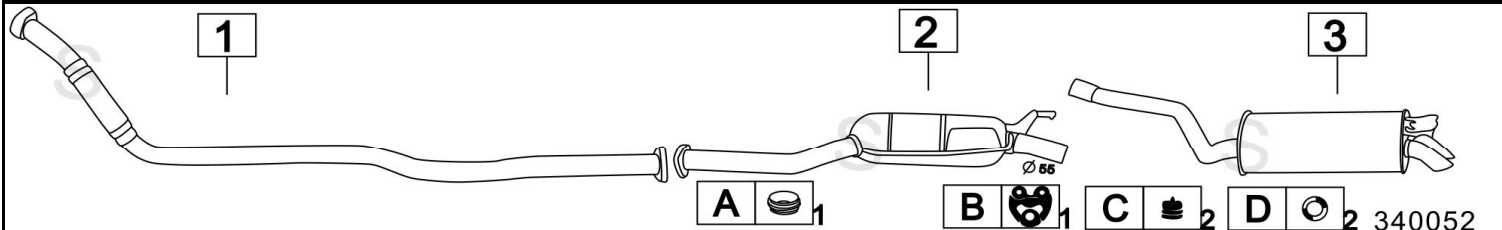
	Codice	Descr.	O.E.	NOTE	Cod. Accessori
1	4403000	T C	2014902919		A 2142944
2	4403806	M C	2014901001-2014902315		B 2143904
3	4403807	M P	2014900115		C 2143906
4					D 2003931

**Serie 201 > MERCEDES 190D 2500 DIESEL 2497cc 90CV 9/85- 93**



	Codice	Descr.	O.E.	NOTE	Cod. Accessori
1	4403202	M A	2014905119		A 2142946
2	4403206	M C	2014903315		B 2143904
3	4403207	M P	2014901115		C 2143906
4					D 2003931

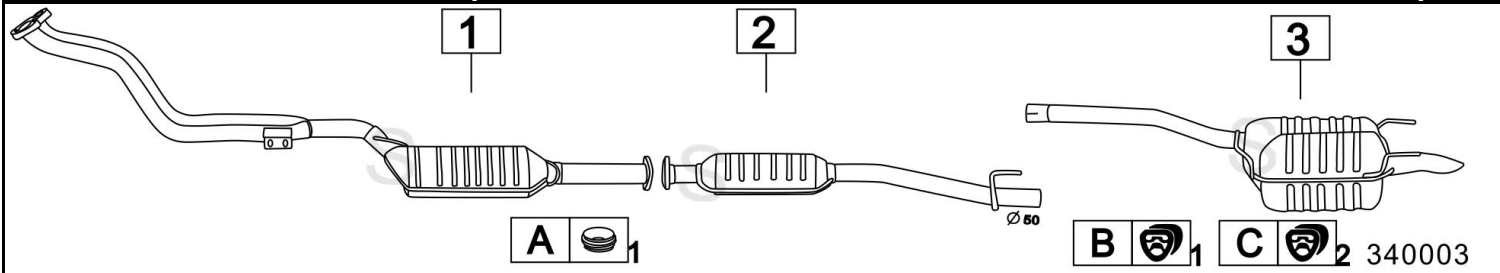
**Serie 201 > MERCEDES 190 2500 TURBO DIESEL 2497cc 126CV 88- 93**



	Codice	Descr.	O.E.	NOTE	Cod. Accessori
1	4408100	T C	2014901820		A 2142951
2	4408106	M C	2014903515		B 2143904
3	4408107	M P	2014903615		C 2143906
4					D 2003931

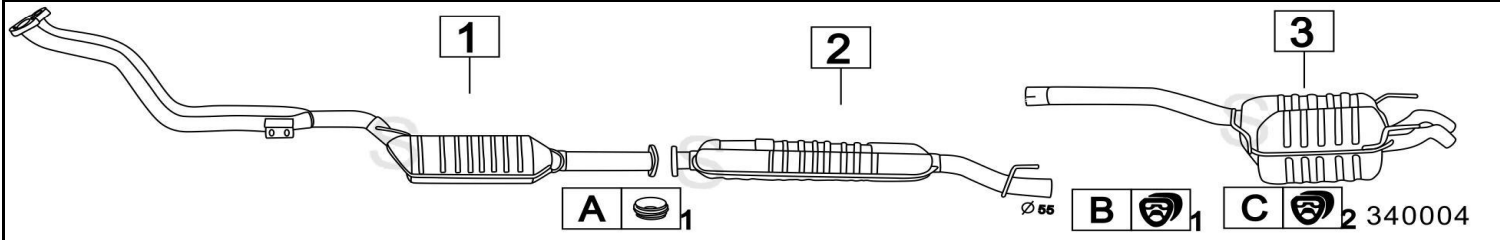


**Serie 202 > MERCEDES C 180 / 200** **1799-1998cc** **90-100KW** **93- 7/96**



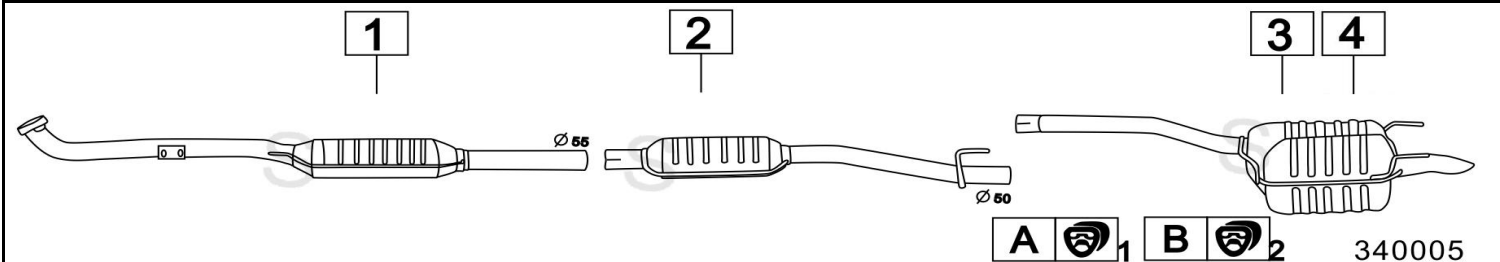
	Codice	Descr.	O.E.	NOTE	Cod. Accessori
1	4400112	KAT	2024900019-2024904119		A 2142946
2	4400606	M C	2024900015-2024901821		B 2143913
3	4400607	M P	2024900115-2024901821		C 2143913

**Serie 202 > MERCEDES C 200 / 220** **1799-2199cc** **100-110KW** **93- 7/96**



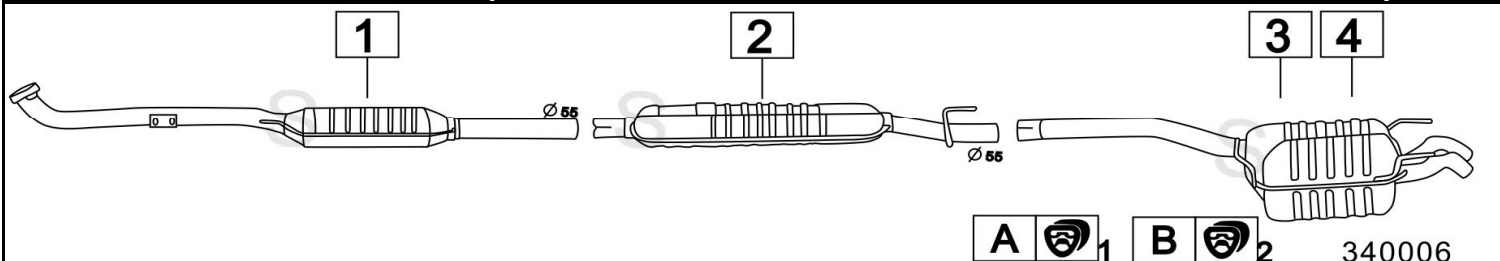
	Codice	Descr.	O.E.	NOTE	Cod. Accessori
1	4400112	KAT	2024900019-2024904119		A 2142946
2	4400106	M C	2024900215		B 2143913
3	4400107	M P	2024900315		C 2143913

**Serie 202 > MERCEDES C 180** **1799cc** **90KW** **08/96-**



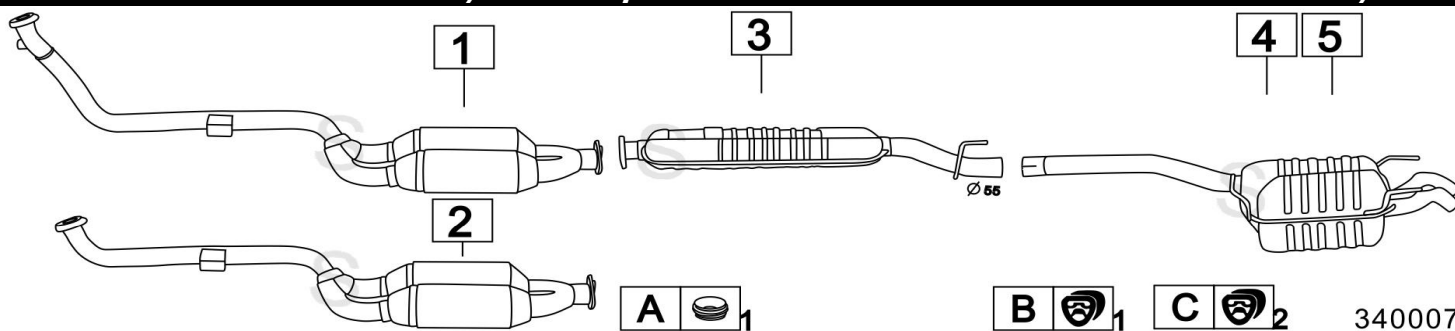
	Codice	Descr.	O.E.	NOTE	Cod. Accessori
1	4407412	KAT	2024902520		A 2143913
2	4400636	M C	2024901621		B 2143913
3	4400607	M P	2024901621	fino al 07/1997	C
4	4400637	M P	2024903621	dal 08/1997	D

**Serie 202 > MERCEDES C 200 / 230** **1998-2295cc** **100-110KW** **08/96-**



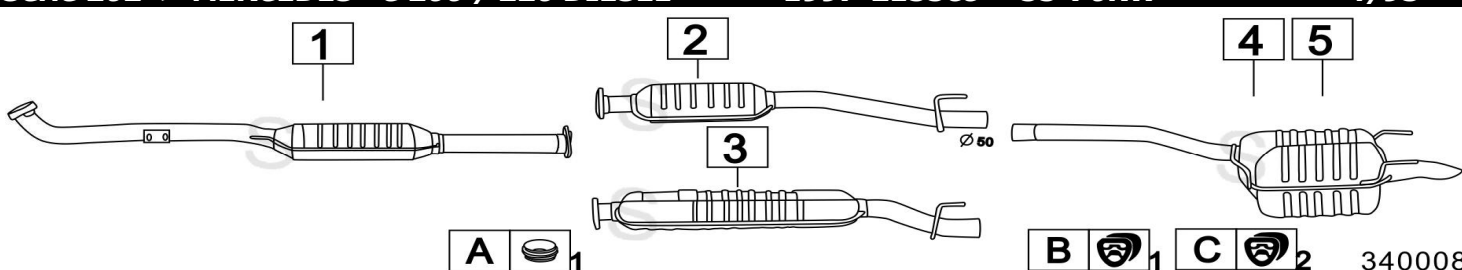
	Codice	Descr.	O.E.	NOTE	Cod. Accessori
1	4407412	KAT	2024902520		A 2143913
2	4400136	M C	2024902321		B 2143913
3	4400107	M P	2024902321	fino al 07/1997	C
4	4400137	M P	2024902421	dal 08/1997	D

**Serie 202 > MERCEDES C 200 / 230 Kompressor 1998-2295cc 132-141-142KW 8/95-**



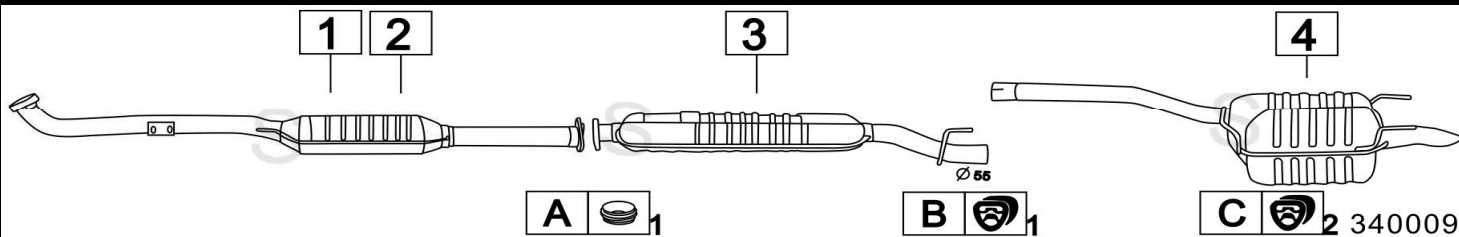
	Codice	Descr.	O.E.	NOTE	Cod. Accessori
1	4400012	KAT	2024908719	fino al 07/1996 132KW	A 2142956
2	4400312	KAT	2024909019		B 2143913
3	4400006	M C	2024902021		C 2143913
4	4400107	M P	2024902021	fino al 07/1997	D
5	4400137	M P	2024902621	dal 08/1997	E

**Serie 202 > MERCEDES C 200 / 220 DIESEL 1997-2155cc 55-70KW 4/93-**



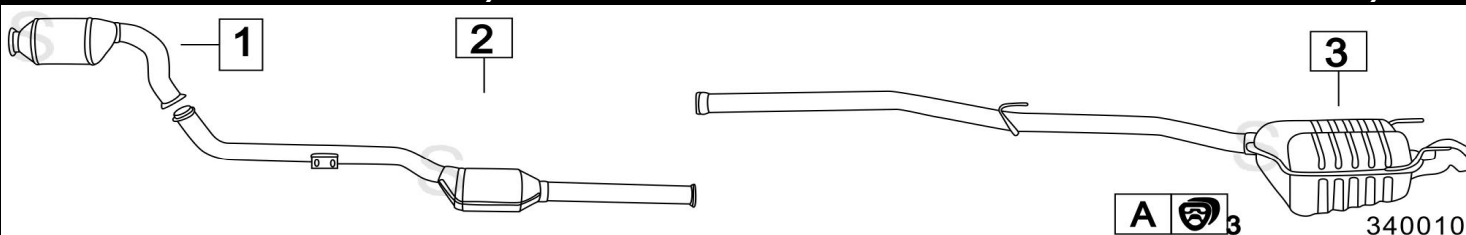
	Codice	Descr.	O.E.	NOTE	Cod. Accessori
1	4425112	KAT	2024902719		A 2142946
2	4400606	M C	2024900015-2024900615	per C 200	B 2143913
3	4426306	M C	2024902721	per C 220	C 2143913
4	4400607	M P	2024900115-2024900715	per C 200	D
5	4426307	M P	2024902721	per C 220	E

**Serie 202 > MERCEDES C 200 / 220 / 250 DIESEL 1997-2155-2497cc 55-65-70-83KW 93- 7/97**



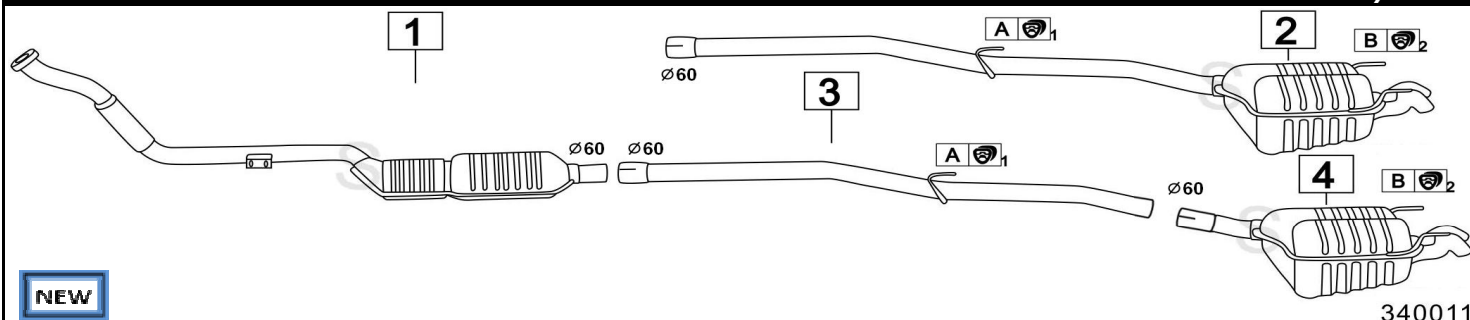
	Codice	Descr.	O.E.	NOTE	Cod. Accessori
1	4425102	M A	2024902519		A 2142951
2	4425112	KAT	2024902719		B 2143913
3	4400806	M C	2024900815		C 2143913
4	4400807	M P	2024900915		D

**Serie 202 > MERCEDES C 200/220 CDI TURBO DIESEL 2151cc 75-92KW 8/97-**



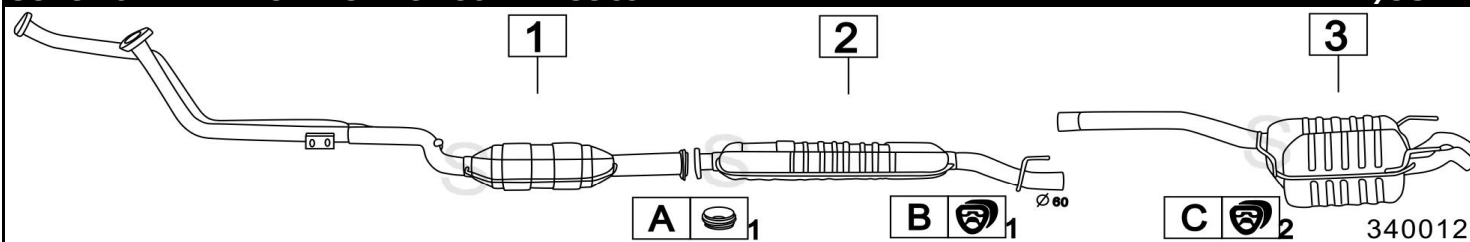
	Codice	Descr.	O.E.	NOTE	Cod. Accessori
1	4400212	KAT	2104907714		A 2143913
2	4400216	KAT	2024903720		B
3	4400208	T P	2024903221		C

**Serie 202 > MERCEDES C 250 TURBO DIESEL 2497cc 110KW 8/95-**



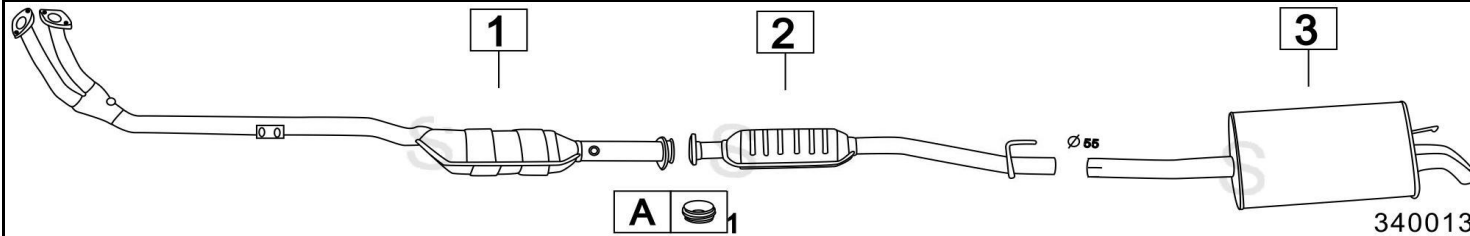
	Codice	Descr.	O.E.	NOTE	Cod. Accessori
1	4425712	KAT	2024906519		A 2143913
2	4400307	M P	2024901521-2024902921		B 2143913
3	4425703	T I	2024901521-2024902921	Alternativa	C
4	4425707	M P	2024901521-2024902921	Alternativa	D

**Serie 202 > MERCEDES C 280 2799cc 142KW 4/93-**



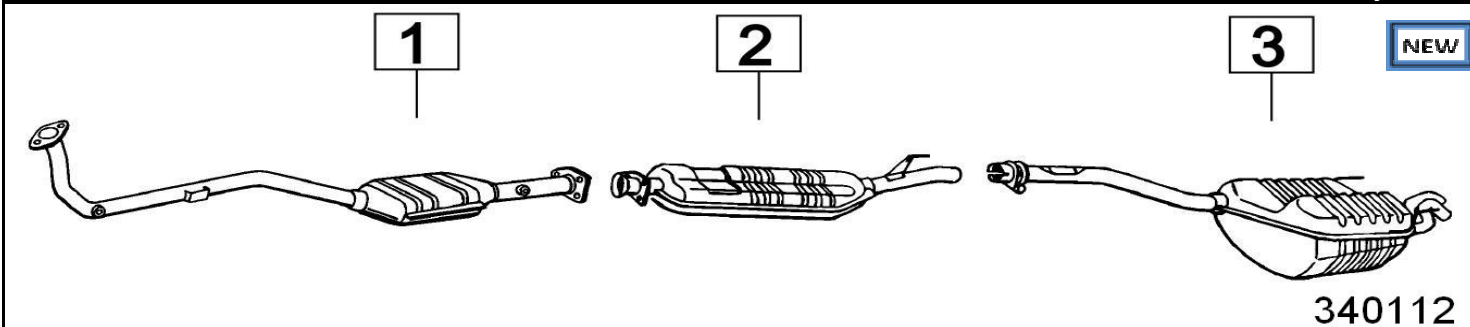
	Codice	Descr.	O.E.	NOTE	Cod. Accessori
1	4400512	KAT	2024900219		A 2142956
2	4426606	M C	2024900415		B 2143913
3	4426607	M P	2024900515		C 2143913

**Serie 203 > MERCEDES C 180 1998cc 95KW 10/00-**



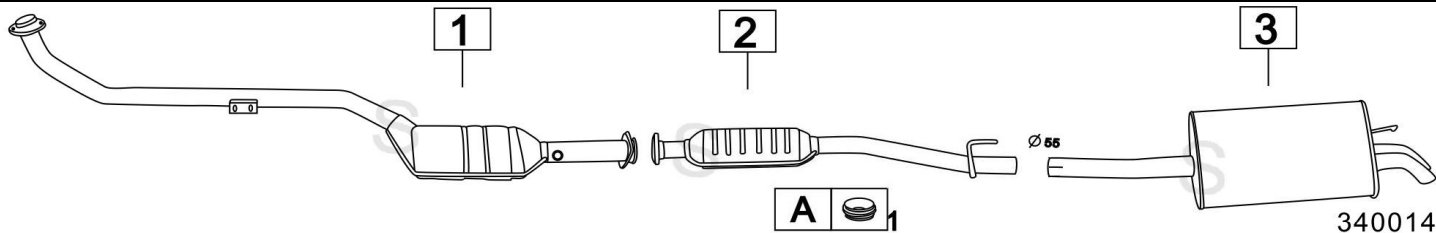
	Codice	Descr.	O.E.	NOTE	Cod. Accessori
1	4420112	KAT	2034902419		A 2142951
2	4420106	M C	2034902321		B
3	4420107	M P	2034902321		C

**Serie 203 > MERCEDES C 180 COUPE' COMPRESSOR 1998cc 105KW 5/02-**



	Codice	Descr.	O.E.	NOTE	Cod. Accessori
1	4404612	KAT	2034903019 2034903419		A
2	4421306	M C	2034901721		B
3	4421307	M P	2034901721		C

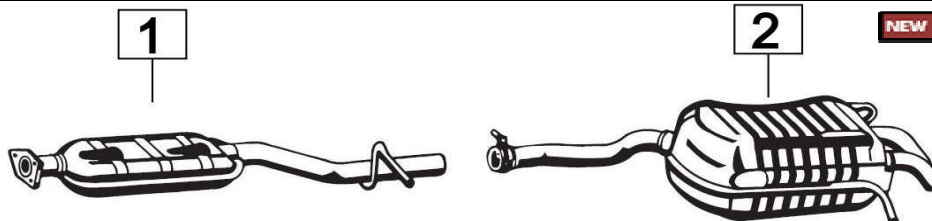
**Serie 203 > MERCEDES C 200 KOMPRESSOR 1998cc 120KW 5/00-**



340014

	Codice	Descr.	O.E.	NOTE	Cod. Accessori
1	4404612	KAT	2034903019-2034903419		A 2142951
2	4421106	M C	2034903521		B
3	4421107	M P	2034903521		C

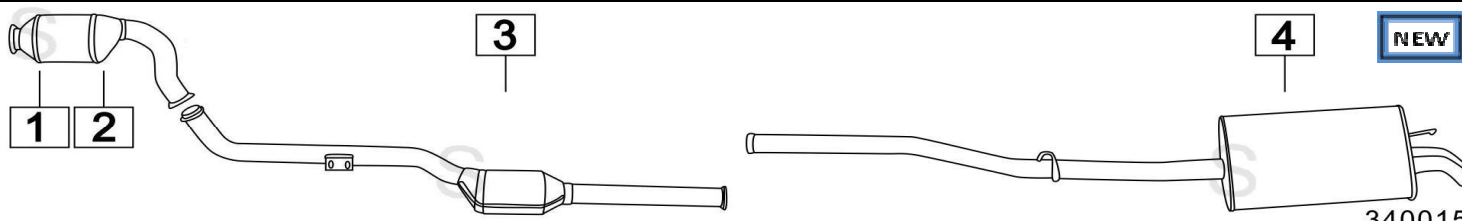
**Serie 203 > MERCEDES C 240 Mot.112912 2600cc 125KW 5/00-**



340117

	Codice	Descr.	O.E.	NOTE	Cod. Accessori
1	4421636	M C	2034901721		A
2	4421607	M P	2034901721		B

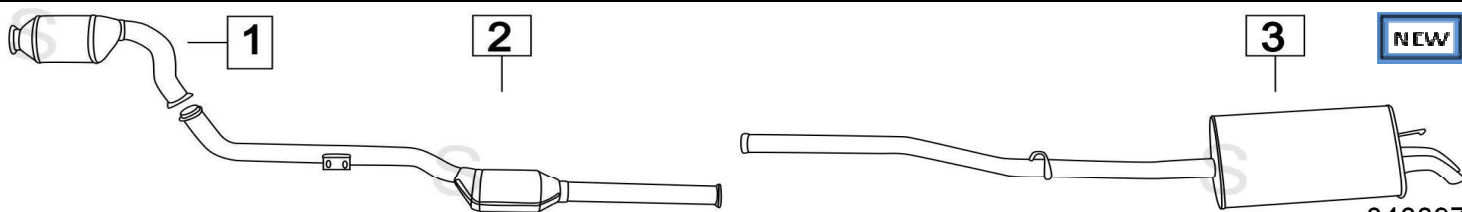
**Serie 203 > MERCEDES C200 / 220 CDI T.Diesel + FAP 2148cc 85-105KW 5/00-**



340015

	Codice	Descr.	O.E.	NOTE	Cod. Accessori
1	4422112	KAT	2034902214		A
2	4404822	FAP	2034900192		B
3	4422116	KAT	2034900919		C
4	4422107	M P	2034901421		D

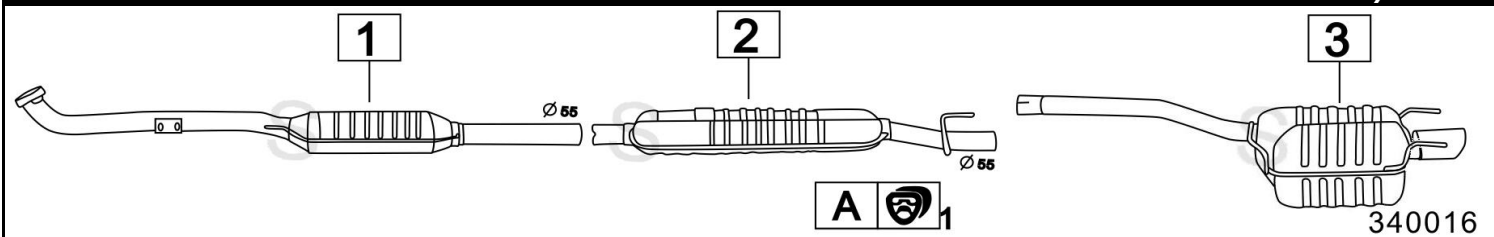
**Serie 203 > MERCEDES C270 CDI T.Diesel 2688cc 125KW 9/00-**



340097

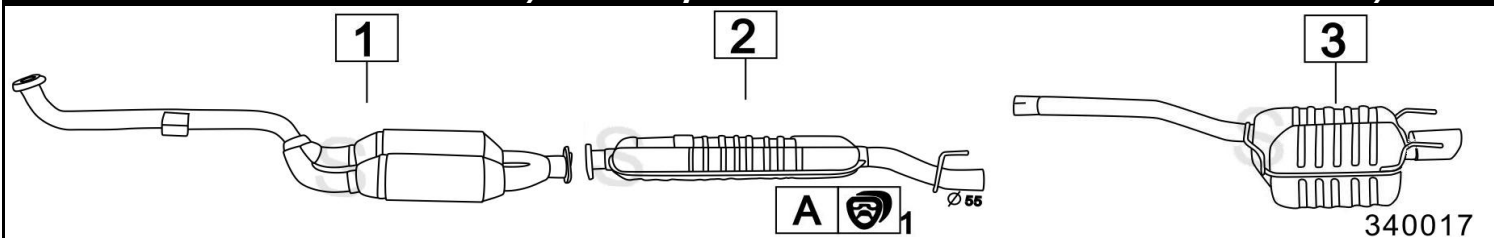
	Codice	Descr.	O.E.	NOTE	Cod. Accessori
1	4422512	KAT	2034902414 - 2034904936		A
2	4420812	KAT	2034908196 - 2034900819 - 2024900036		B
3	4422507	M P	2034902721		C

**Serie 208 > MERCEDES CLK200 1998cc 100KW 6/97-**



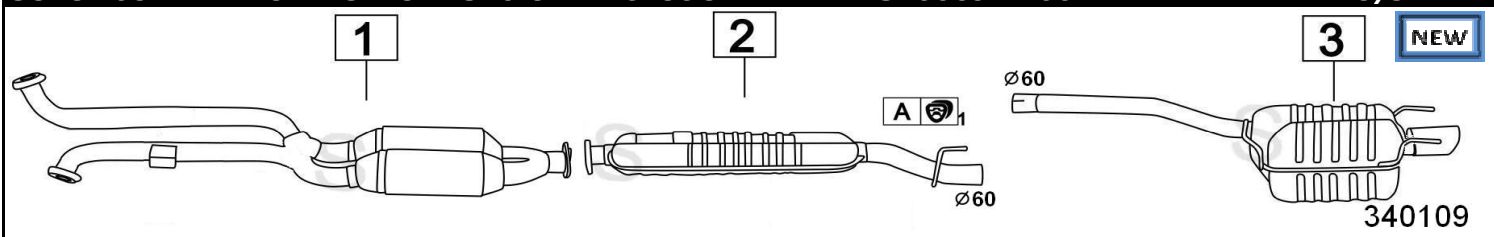
	Codice	Descr.	O.E.	NOTE	Cod. Accessori	
1	4407412	KAT	2024902520		A	2143913
2	4400136	M C	2084900021		B	
3	4420707	M P	2084900021		C	

**Serie 208 > MERCEDES CLK 200 / 230 Kompressor 1998-2295cc 141-142KW 6/97-**



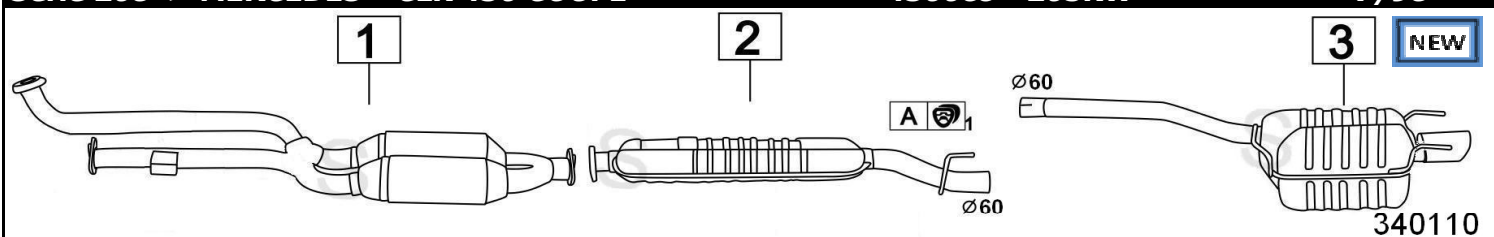
	Codice	Descr.	O.E.	NOTE	Cod. Accessori	
1	4400312	KAT	2024909019		A	2143913
2	4400006	M C	2084900221		B	
3	4420707	M P	2084900221		C	

**Serie 208 > MERCEDES CLK 320 CABRIO-COUPÉ' 3200cc 160KW 8/97-**



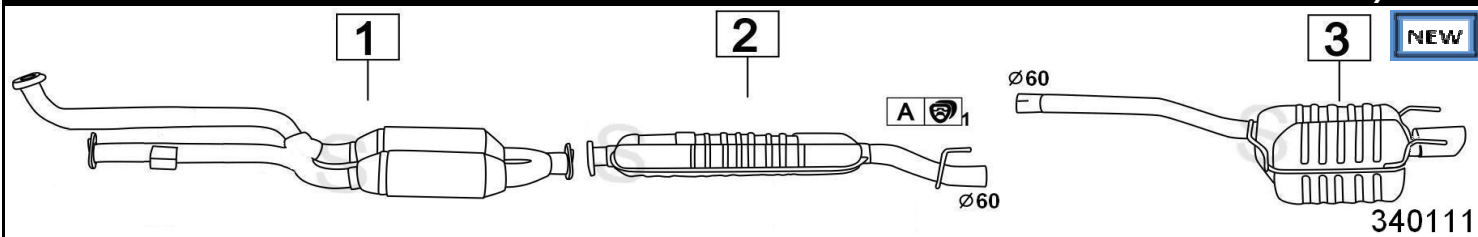
	Codice	Descr.	O.E.	NOTE	Cod. Accessori	
1	4421512	KAT	2024908119		A	2143913
2	4421506	M C	2084900321		B	
3	4421547	M P	2084900321		C	

**Serie 208 > MERCEDES CLK 430 COUPÉ' 4300cc 205KW 7/98-**



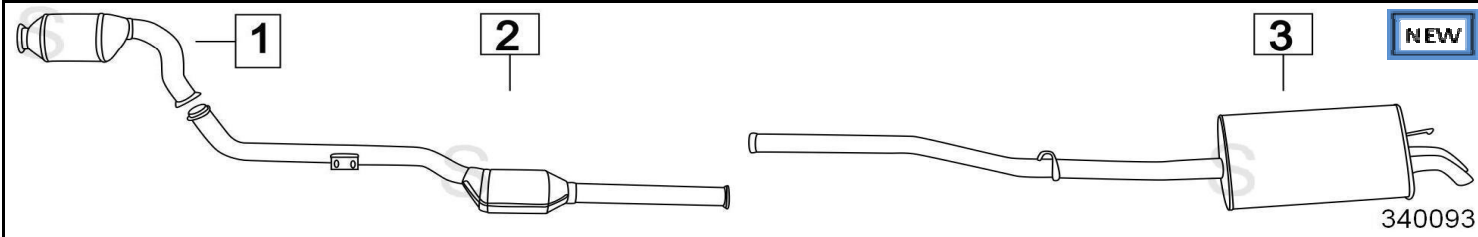
	Codice	Descr.	O.E.	NOTE	Cod. Accessori	
1	4426816	KAT			A	2143913
2	4426806	M C	2084900421		B	
3	4426807	M P	2084900421		C	

**Serie 208 > MERCEDES CLK 430 CABRIO 4300cc 205KW 7/98-**



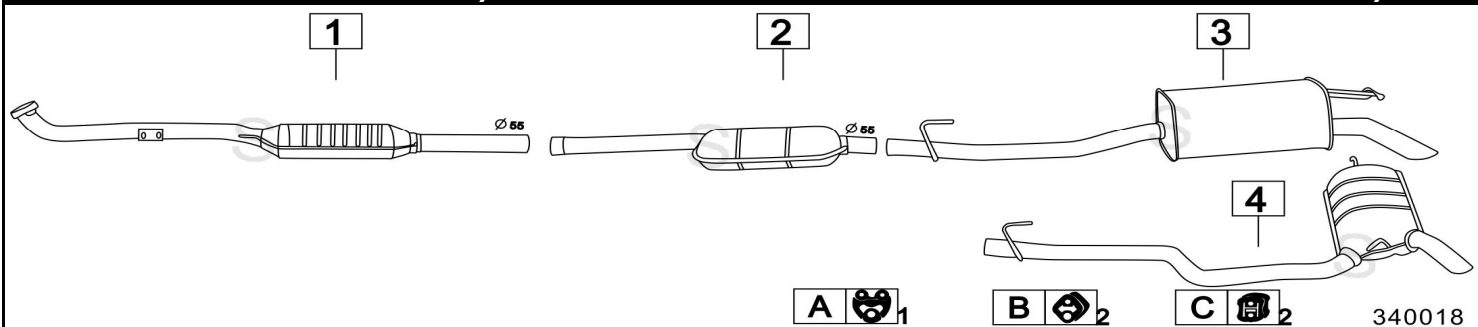
	Codice	Descr.	O.E.	NOTE	Cod. Accessori	
1	4426816	KAT			A	2143913
2	4426836	M C	2084900521		B	
3	4426837	M P	2084900521		C	

**Serie 209 > MERCEDES CLK270 CDi 2700cc 6/02-5/05**



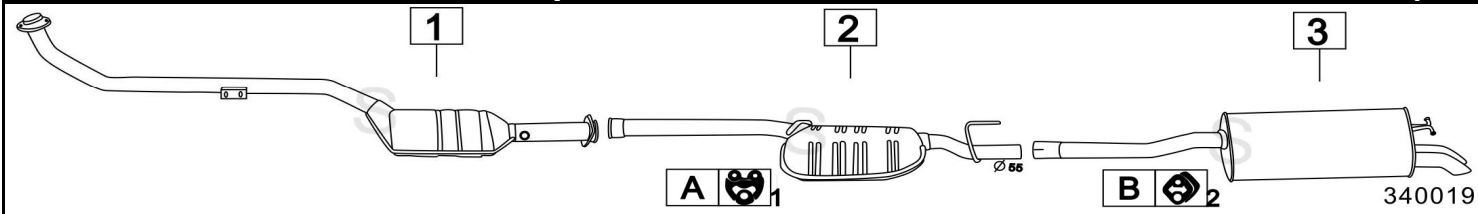
	Codice	Descr.	O.E.	NOTE	Cod. Accessori	
1	4422512	KAT	2034902414 - 2034904936		A	
2	4420812	KAT	2034908196 - 2034900819 - 2024900036		B	
3	4422507	M P	2034902721		C	

**Serie 210 > MERCEDES E200 / 230 16V 1998-2295cc 100-110KW 4/95-**



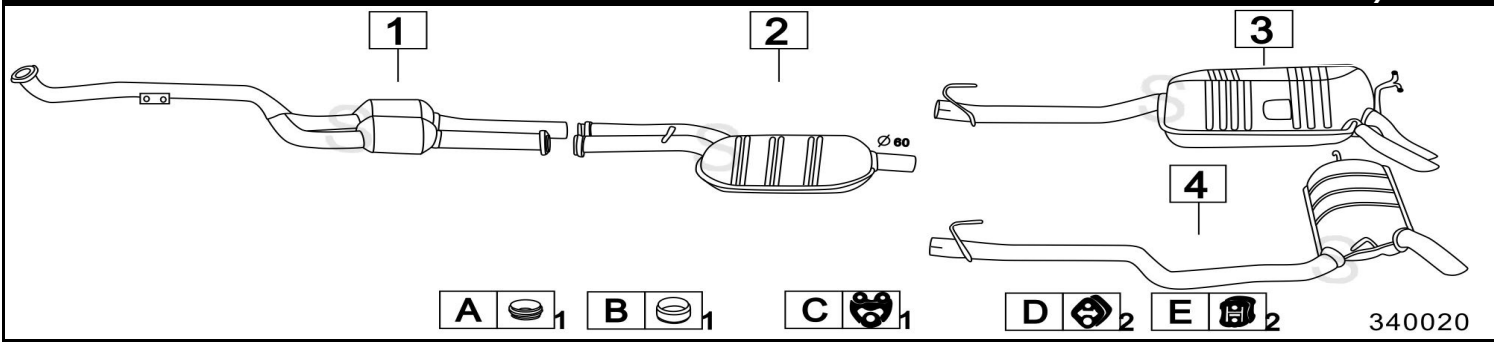
	Codice	Descr.	O.E.	NOTE	Cod. Accessori	
1	4407412	KAT	2024902520		A	2143904
2	4407406	M C	2104901221		B	2143922
3	4407407	M P	2104901221		C	2143923
4	4407607	M P	2104900421	per S.W. Dal 06/1996	D	

**Serie 210 > MERCEDES E 200 Kompressor 1998cc 120KW 00- 3/02**



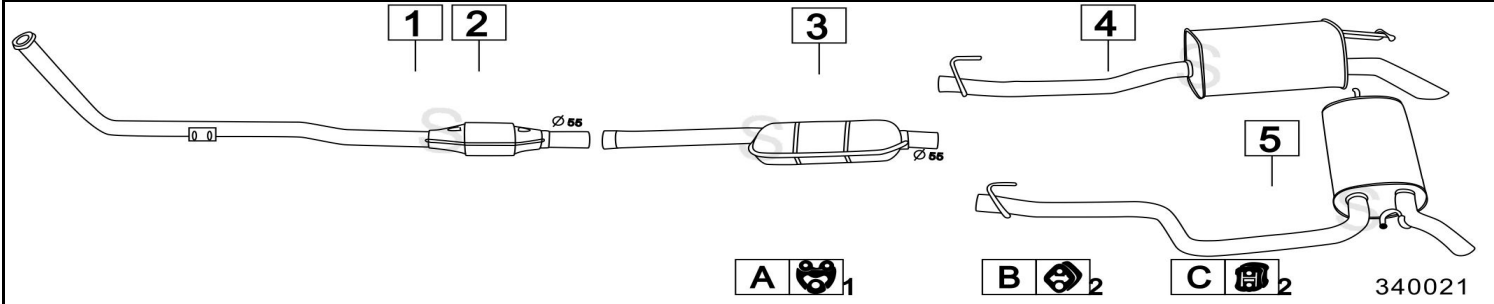
	Codice	Descr.	O.E.	NOTE	Cod. Accessori	
1	4423112	KAT	2104905720 - 2104905820		A	2143904
2	4409306	M C	2104906121		B	2143922
3	4409307	M P	2104906121		C	

**Serie 210 > MERCEDES E 200 KOMPRESSOR 1998cc 137KW 6/97-**



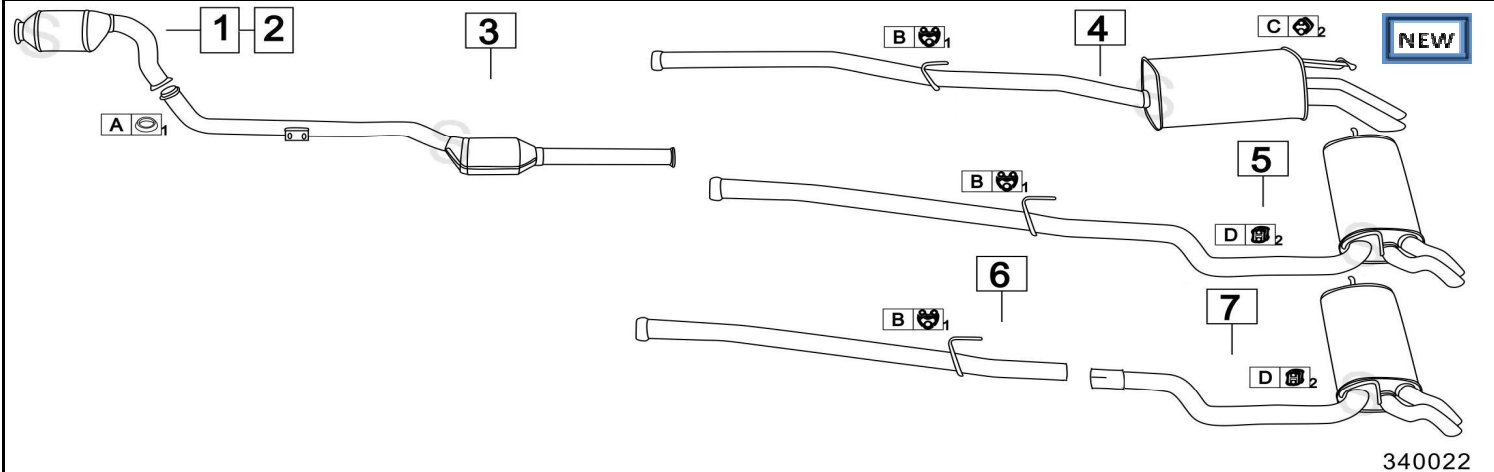
	Codice	Descr.	O.E.	NOTE	Cod. Accessori
1	4407312	KAT	2104909319		A 2142951
2	4407306	M C	2104904521		B 2141955
3	4407907	M P	2104904521		C 2143904
4	4407307	M P	2104904621	per S.W.	D 2143922

**Serie 210 > MERCEDES E 200/220/250 DIESEL 55-65-70-73KW 5/95-**



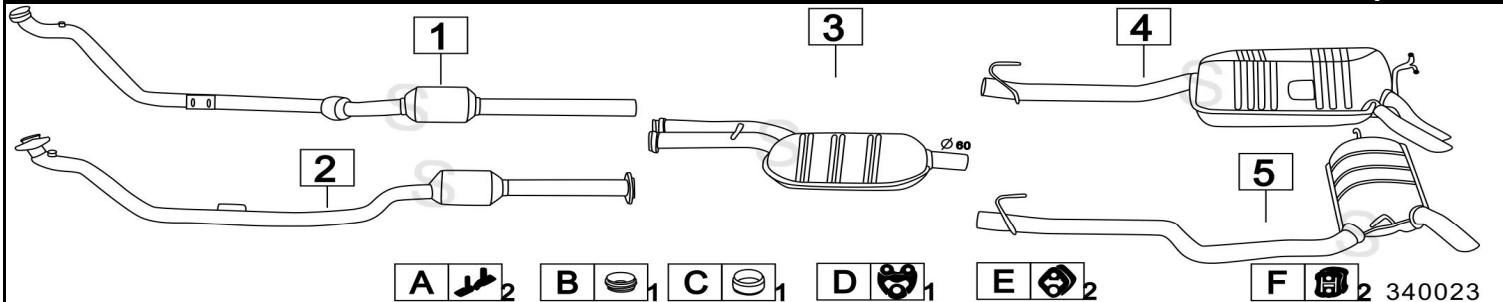
	Codice	Descr.	O.E.	NOTE	Cod. Accessori
1	4407602	M A	2104902019		A 2143904
2	4407612	KAT	2104909419		B 2143922
3	4407406	M C	2104901221-2104901821		C 2143923
4	4407407	M P	2104901221-2104901821		D
5	4407607	M P	2104902021	per S.W. Dal 06/1996	E

**Serie 210 > MERCEDES E 200/220 CDI T.Diesel 2151-2148cc 75-85-92-105KW 6/98-**



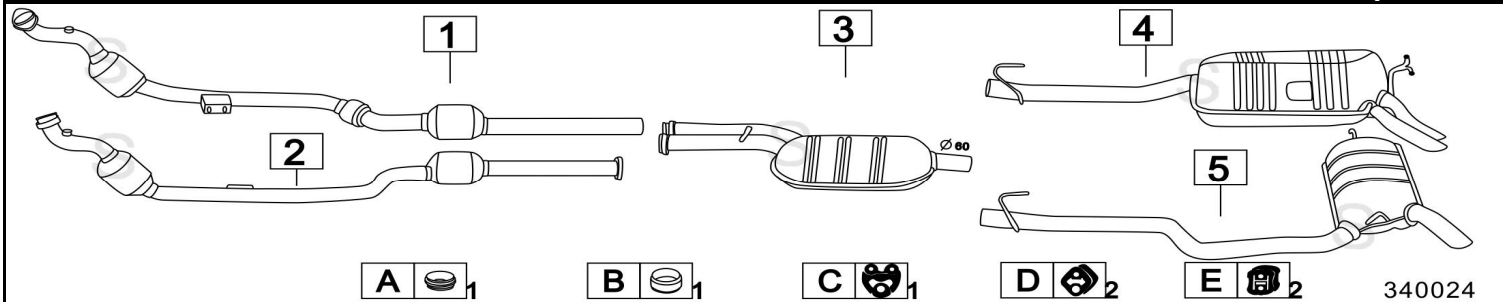
	Codice	Descr.	O.E.	NOTE	Cod. Accessori
1	4400212	KAT	2104907714		A 2141961
2	4407212	KAT	2104900936	dal 07/2000	B 2143904
3	4407216	KAT	2104900147-2104908319		C 2143922
4	4407208	M P	2104903821		D 2143923
5	4407238	M P	2104903921	per S.W.	E
6	4407204	T I	2104903921	per S.W.	F
7	4407207	M P	2104903921	per S.W.	G

**Serie 210 > MERCEDES E 240 V6 2397cc 125KW 6/97-**



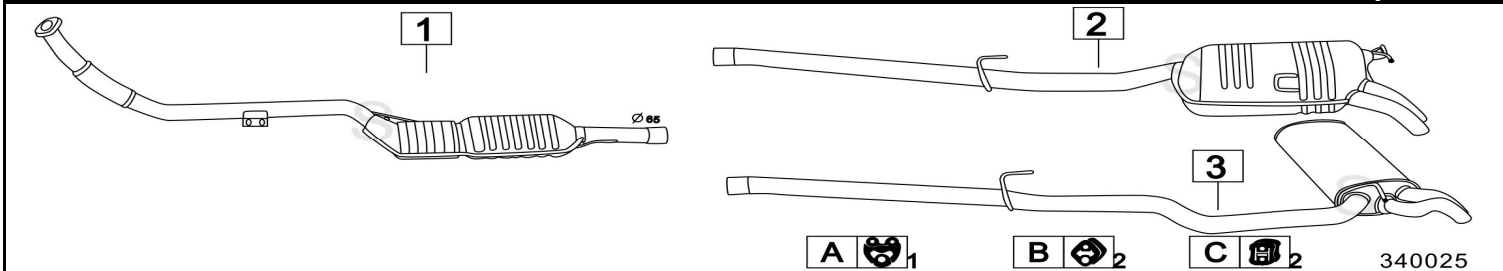
	Codice	Descr.	O.E.	NOTE	Cod. Accessori
1	4423516	KAT	2104904119		B 2142951
2	4423616	KAT	2104904019		C 2141955
3	4407306	M C	2104904521		D 2143904
4	4407907	M P	2104904521		E 2143922
5	4407307	M P	2104904621	per S.W.	F 2143923

**Serie 210 > MERCEDES E 240 V6 2600 2597cc 125KW 8/00-**



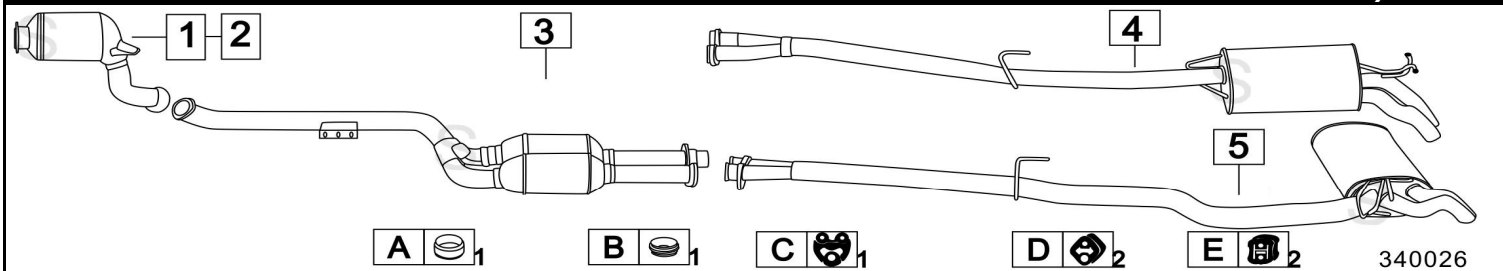
	Codice	Descr.	O.E.	NOTE	Cod. Accessori
1	4407016	KAT	2104904920		A 2142951
2	4407116	KAT	2104904620		B 2141955
3	4407306	M C	2104904521		C 2143904
4	4407907	M P	2104904521		D 2143922
5	4407307	M P	2104904621	per S.W.	E 2143923

**Serie 210 > MERCEDES E 250 TURBO DIESEL 2497cc 110KW 8/97-**



	Codice	Descr.	O.E.	NOTE	Cod. Accessori
1	4407812	KAT	2104909619		A 2143904
2	4407807	M P	2104904121		B 2143922
3	4407837	M P	2104904221	per S.W.	C 2143923

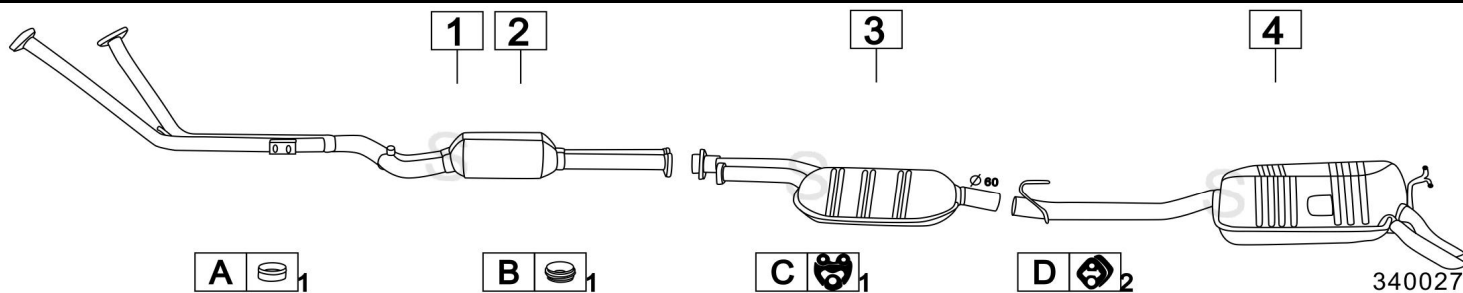
**Serie 210 > MERCEDES E 270 CDI TURBO DIESEL 2685cc 125KW 7/99-**



	Codice	Descr.	O.E.	NOTE	Cod. Accessori
1	4434712	KAT	2104907214	fino a telaio B194941	A 2141955
2	4434612	KAT	2104902036	da telaio B194942	B 2142951
3	4424716	KAT	2104909719-2104901347		C 2143904
4	4409507	M P	2104905621		D 2143922
5	4409537	M P	2104905721	per S.W.	E 2143923

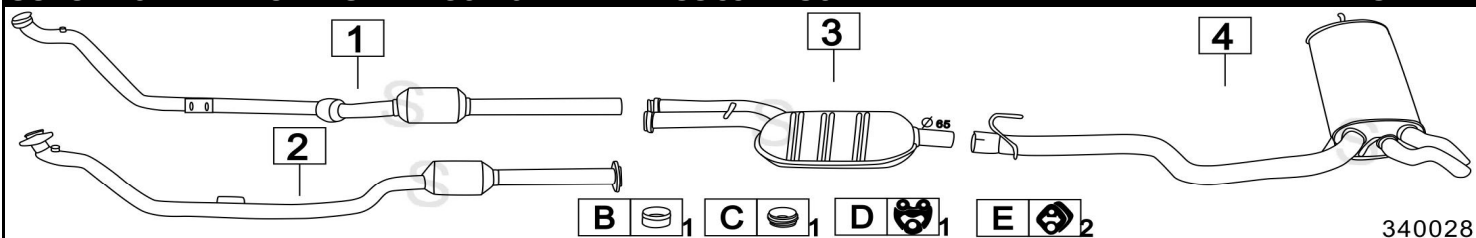


**Serie 210 > MERCEDES E 280 / E 320 24V 2799-3199cc 142-162KW 5/95-**



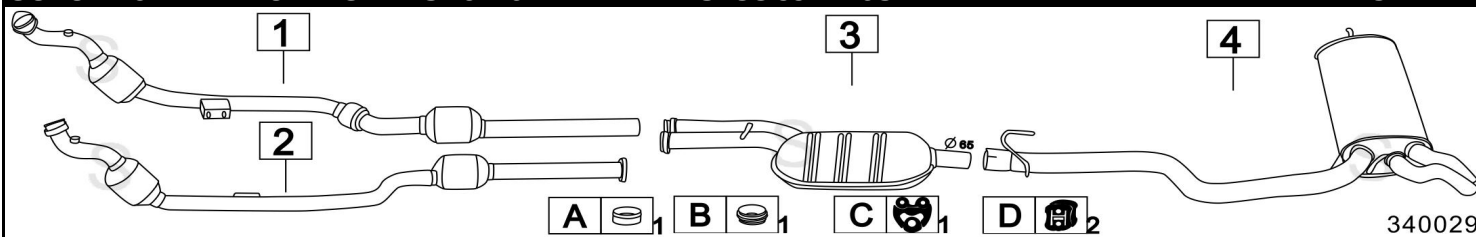
	Codice	Descr.	O.E.	NOTE	Cod. Accessori
1	4407912	KAT	2104905219	per E280	A 2141951
2	4427412	KAT	2104905319	per E320	B 2142946
3	4407906	M C	2104901721		C 2143904
4	4407907	M P	2104901721		D 2143922

**Serie 210 > MERCEDES E 280 V6 2799cc 150KW 97-**



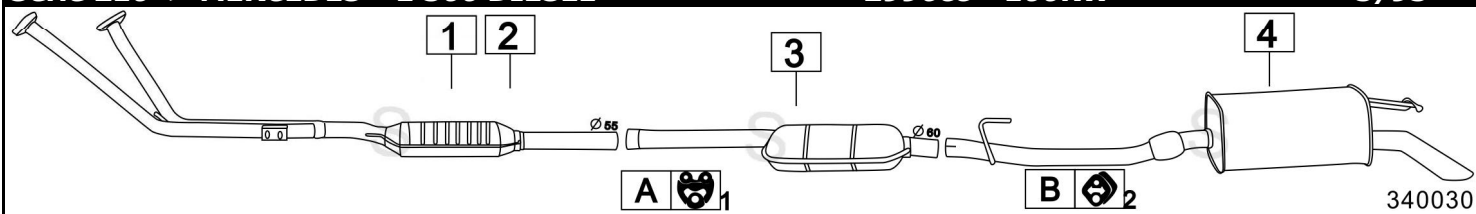
	Codice	Descr.	O.E.	NOTE	Cod. Accessori
1	4423516	KAT	2104904119		B 2141955
2	4423616	KAT	2104904019		C 2142951
3	4407006	M C	2104903421		D 2143904
4	4427207	M P	2104903421		E 2143922

**Serie 210 > MERCEDES E 320 V6 3199cc 165KW 97-**



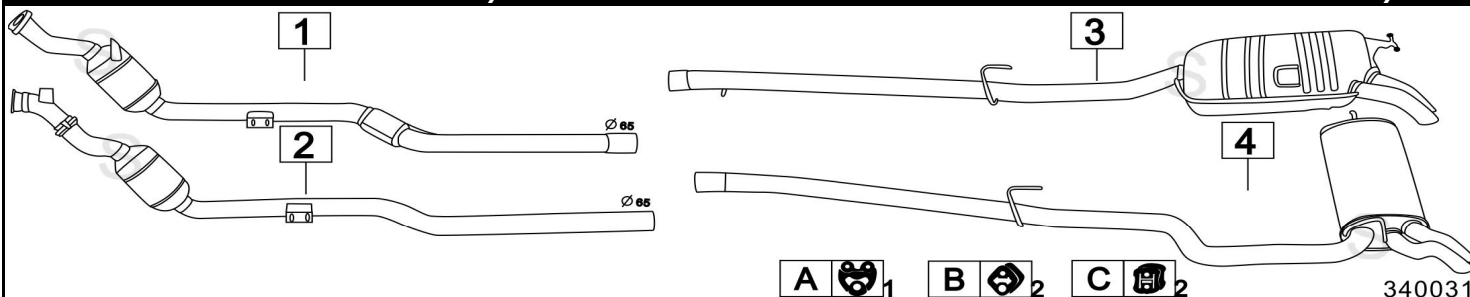
	Codice	Descr.	O.E.	NOTE	Cod. Accessori
1	4407016	KAT	2104904920		A 2141955
2	4407116	KAT	2104904620		B 2142951
3	4407006	M C	2104903421		C 2143904
4	4427207	M P	2104903421		D 2143923

**Serie 210 > MERCEDES E 300 DIESEL 2996cc 100KW 5/95-**



	Codice	Descr.	O.E.	NOTE	Cod. Accessori
1	4424802	M A	2104902219		A 2143904
2	4424812	KAT	2104902119		B
3	4407506	M C	2104903021		C
4	4407507	M P	2104903021		D

**Serie 210 > MERCEDES E 290 / 300 TURBO DIESEL 2874-2996cc 95-130KW 11/95-**

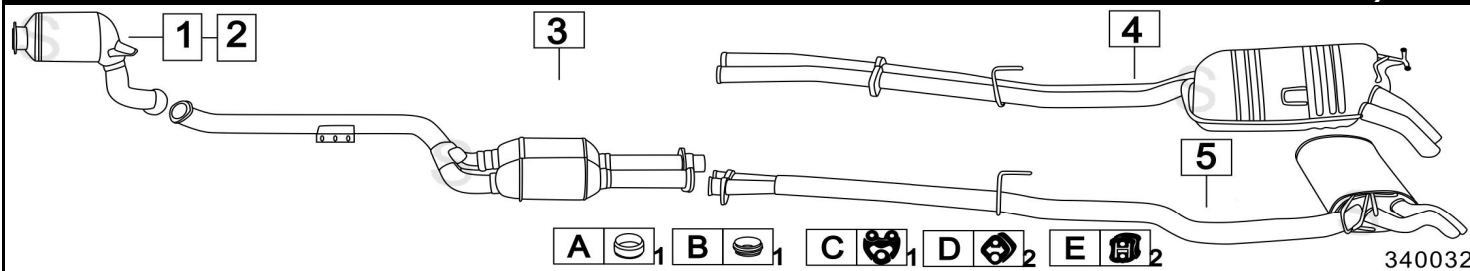


- A 1
- B 2
- C 2

340031

	Codice	Descr.	O.E.	NOTE	Cod. Accessori
1	4407012	KAT	2104906820	per E290	A 2143904
2	4407112	KAT	2104907120+-2104908119	per E300	B 2143922
3	4407107	M P	2104905521		C 2143923
4	4407137	M P	2104901621	per S.W.	D

**Serie 210 > MERCEDES E 320 CDI TURBO DIESEL 3222cc 145KW 7/99-**

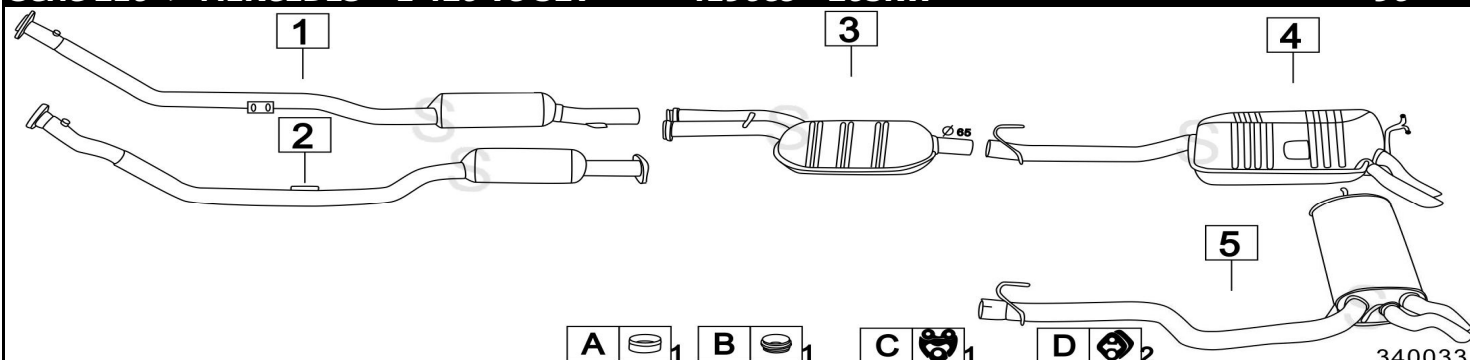


- A 1
- B 1
- C 1
- D 2
- E 2

340032

	Codice	Descr.	O.E.	NOTE	Cod. Accessori
1	4434812	KAT	2104905614	per 1° serie	A 2141955
2	4425912	KAT	2104907414	per 2° serie	B 2142951
3	4424716	KAT	2104909719-2104901347		C 2143904
4	4424937	M P	2104905221		D 2143922
5	4409537	M P	2104905721	per S.W.	E 2143923

**Serie 210 > MERCEDES E 420 V8 32V 4196cc 205KW 96-**

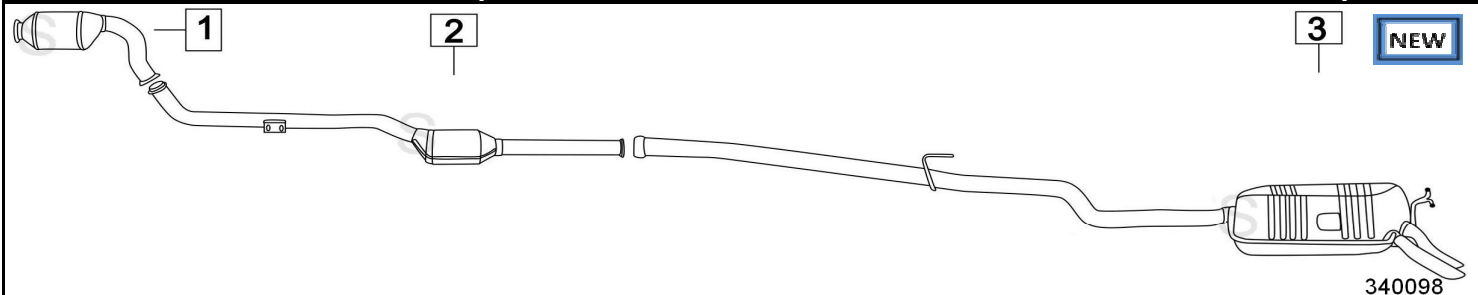


- A 1
- B 1
- C 1
- D 2

340033

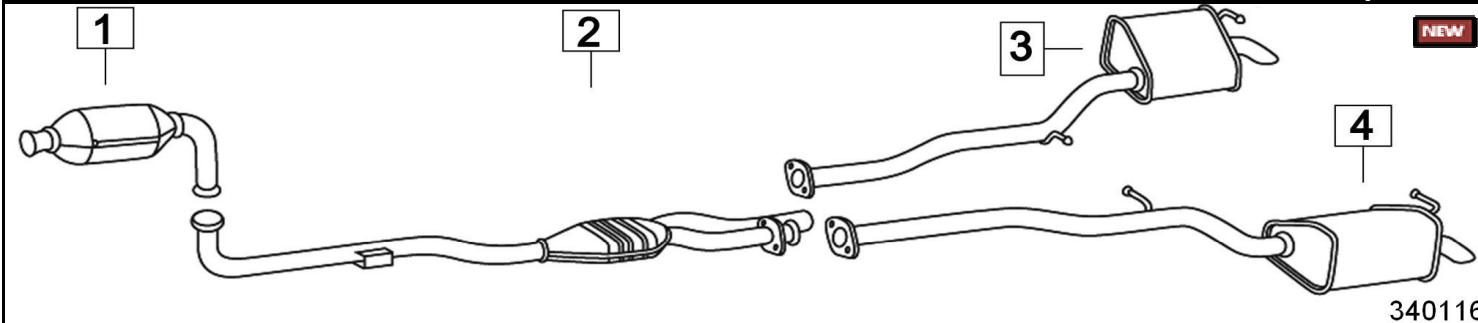
	Codice	Descr.	O.E.	NOTE	Cod. Accessori
1	4409012	KAT	2104904319		A 2141955
2	4409112	KAT	2104904219		B 2142951
3	4407006	M C	2104902721		C 2143904
4	4409007	M P	2104902721		D 2143922
5	4427207	M P	2104902821	per S.W.	E

**Serie 211 > MERCEDES E 200/220 CDi TURBO DIESEL 2148cc 75-90-100KW 3/02- 09**



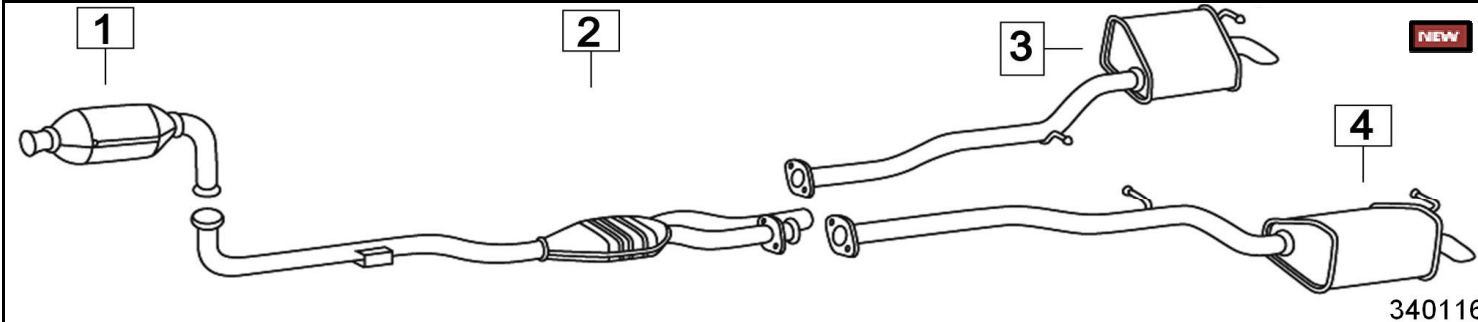
	Codice	Descr.	O.E.	NOTE	Cod. Accessori	
1	4417210	KAT	2114901436		A	
2	4417216	KAT	2114900219		B	
3	4417207	M P	2114905820 2114908721 2114901721		C	

**Serie 211 > MERCEDES E 270 CDi BERLINA Mot:647961 2688cc 125KW 3/02-**



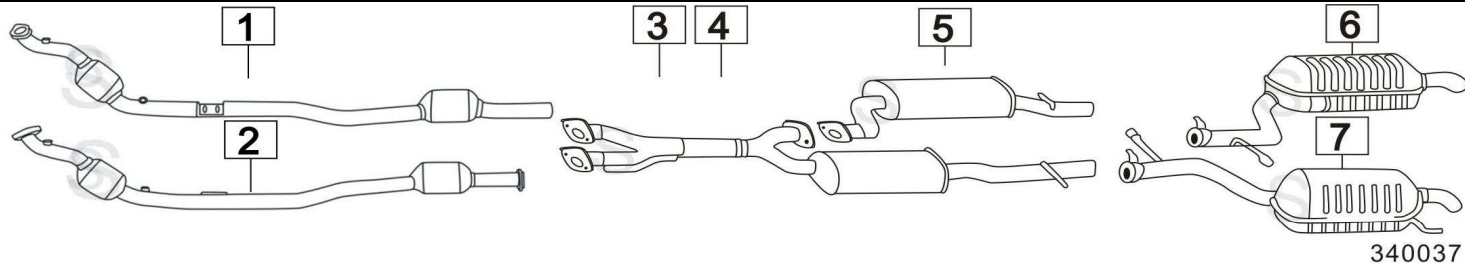
	Codice	Descr.	O.E.	NOTE	Cod. Accessori	
1	4422512	KAT	2114901636 - 2114903414		A	
2	4425016	KAT	2114901419		B	
3	4425087	M P D	2114904721		C	
4	4425097	M P S	2114904621		D	

**Serie 211 > MERCEDES E 270 CDi BERLINA + S.W. 2688cc 125KW 3/02-**



	Codice	Descr.	O.E.	NOTE	Cod. Accessori	
1	4422512	KAT	2114901636 - 2114903414		A	
2	4425016	KAT	2114901419		B	
3	4425087	M P D	2114904721		C	
4	4425097	M P S	2114904621		D	

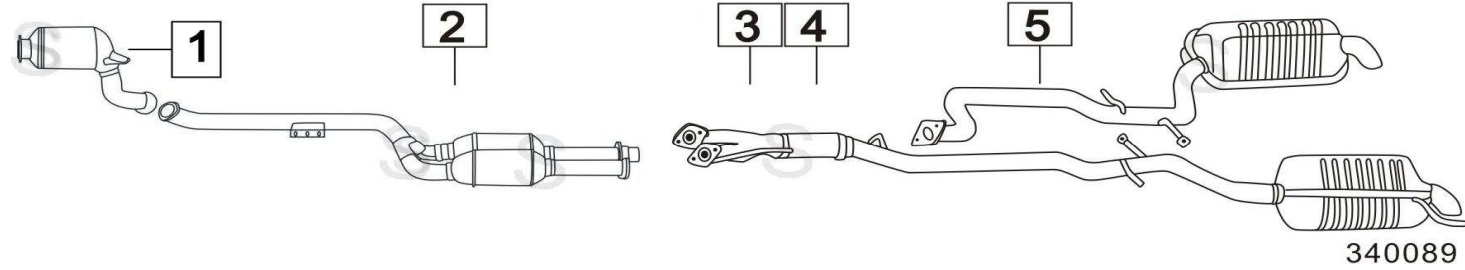
**Serie 220 > MERCEDES S 280 / 320 2799-3199cc 150-165KW 8/98-**



340037

	Codice	Descr.	O.E.	NOTE	Cod. Accessori	
1	4429512	KAT	2204900219	per S320	A	
2	4429612	KAT	2204900119	per S320	B	
3	4429596	M C S	2204900121 - 2204900921	passo corto	C	
4	4429696	M C S	2204901221 - 2204901021	passo lungo	D	
5	4429586	M C D	2204900221 - 2204900821		E	
6	4429587	M P D	2204900221 - 2204900821		F	
7	4429597	M P S	2204900121 - 2204900921		G	

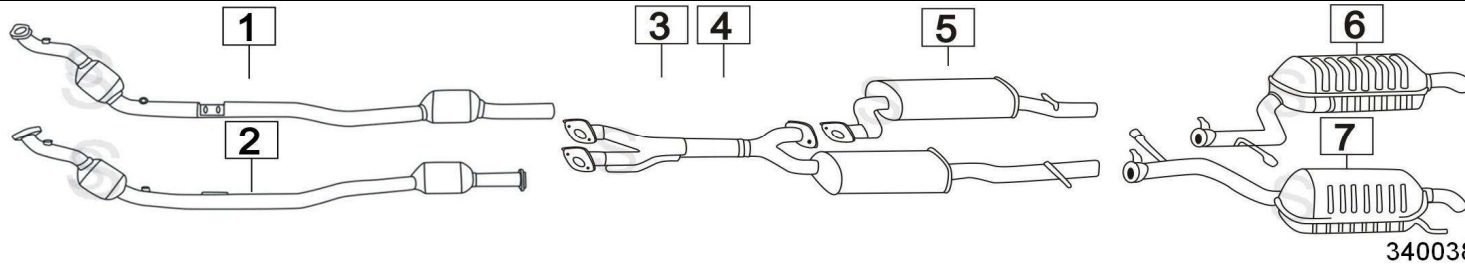
**Serie 220 > MERCEDES S 320 / 400 Cdi TURBO DIESEL 145-184KW 6/99-**



340089

	Codice	Descr.	O.E.	NOTE	Cod. Accessori	
1	4435012	KAT			A	2141955
2	4435016	KAT			B	2142951
3	4435097	M P S	2204900521	passo corto	C	
4	4435197	M P S	2204901821	passo lungo	D	
5	4435087	M P D	2204900421		E	

**Serie 220 > MERCEDES S 430 / 500 4266-4966cc 205-225KW 8/98-**



340038

	Codice	Descr.	O.E.	NOTE	Cod. Accessori	
1	4443012	KAT	2204904619		A	2141955
2	4443112	KAT	2204904519		B	2142951
3	4429596	M C S	2204900121 - 2204900921	passo corto	C	
4	4429696	M C S	2204901221 - 2204901021	passo lungo	D	
5	4429586	M C D	2204900221 - 2204900821		E	
6	4443087	M P D	2204900821		F	
7	4443097	M P S	2204900921		G	

**Serie 221 > MERCEDES S 320 3000 Cdi MOT: 642.930 2987cc 173KW 4/05- 11/09**



340124

	Codice	Descr.	O.E.	NOTE	Cod. Accessori	
1	4442022	FAP	A2214900136 - A2214902236		A	

**Serie 221 > MERCEDES S 320 3000 CDi MOT: 642.930 2987cc 173KW 4/05- 11/09**



1

340127

	Codice	Descr.	O.E.	NOTE	Cod. Accessori
1	4442122	FAP	A2214901736		A

**Serie 221 > MERCEDES S 350 3500 CDi MOT: 272.965 3498cc 200KW 8/09- 7/10**



1

340125

	Codice	Descr.	O.E.	NOTE	Cod. Accessori
1	4442022	FAP	A2214900136 - A2214902236		A

**Serie 221 > MERCEDES S 350 3500 CDi MOT: 272.965 3498cc 200KW 8/09- 7/10**



1

340128

	Codice	Descr.	O.E.	NOTE	Cod. Accessori
1	4442122	FAP	A2214901736		A

**Serie 221 > MERCEDES S 400 CDi MOT: 272.965 3498cc 205KW 2/09- 7/10**



1

340126

	Codice	Descr.	O.E.	NOTE	Cod. Accessori
1	4442022	FAP	A2214900136 - A2214902236		A

**Serie 221 > MERCEDES S 400 CDi MOT: 272.965 3498cc 205KW 2/09- 7/10**

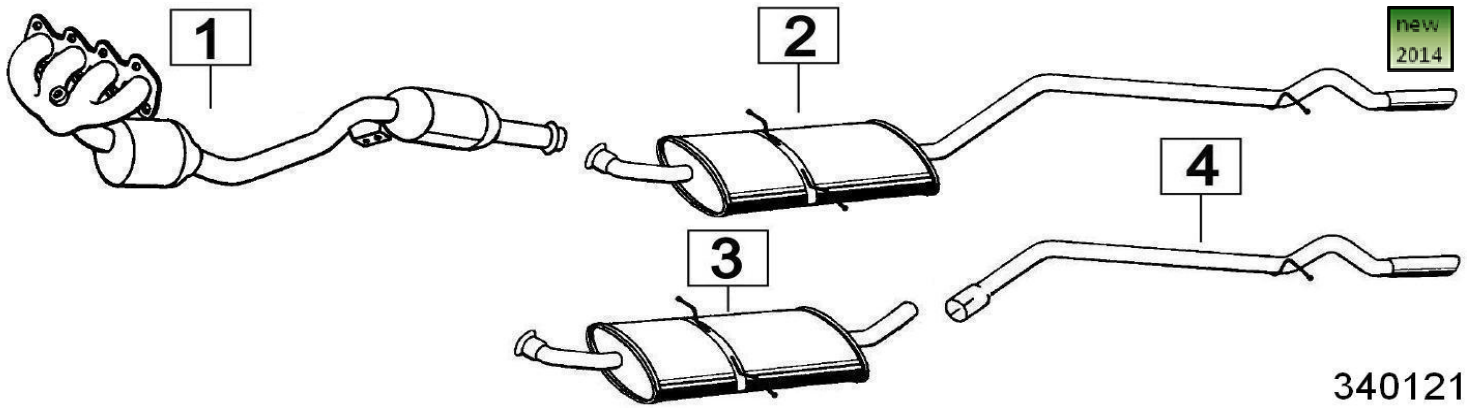


1

340129

	Codice	Descr.	O.E.	NOTE	Cod. Accessori
1	4442122	FAP	A2214901736		A

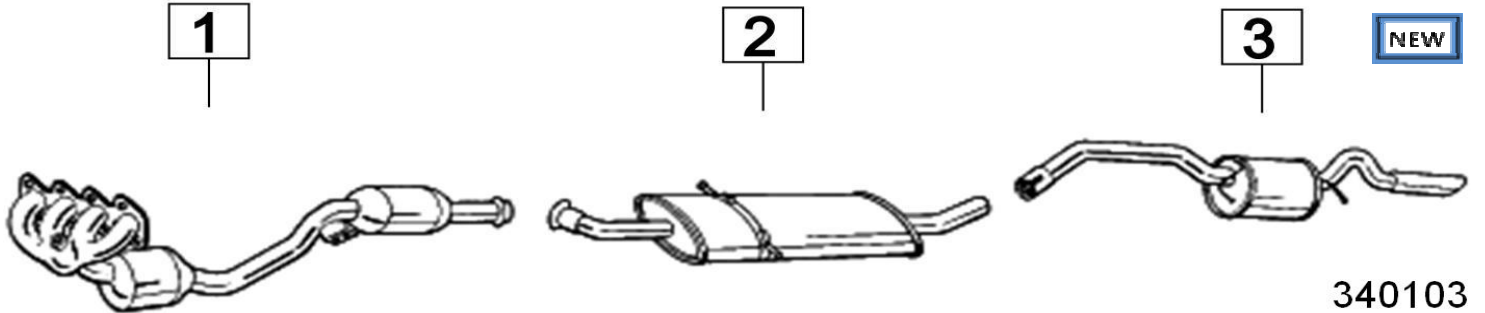
**Serie 245 > MERCEDES B150 1500 E3/E4 1498cc 70KW 3/05- 6/09**



340121

	Codice	Descr.	O.E.	NOTE	Cod. Accessori	
1	4404010	KAT	1694901519		A	
2	4404067	M P	1694903510		B	
3	4404066	M C	1694903510		C	
4	4404068	T P	1694903510		D	

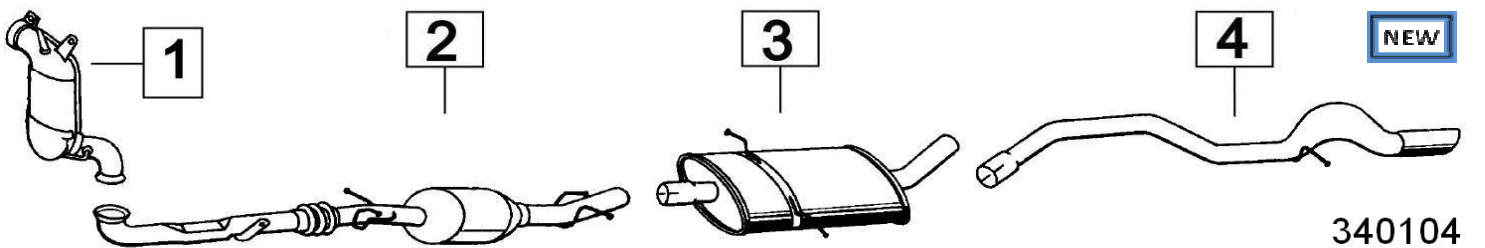
**Serie 245 > MERCEDES B170 1700 1699cc 85KW 3/05- 6/09**



340103

	Codice	Descr.	O.E.	NOTE	Cod. Accessori	
1	4404010	KAT	1694900519		A	
2	4400706	M C	1694901022		B	
3	4400707	M P	1694903921		C	

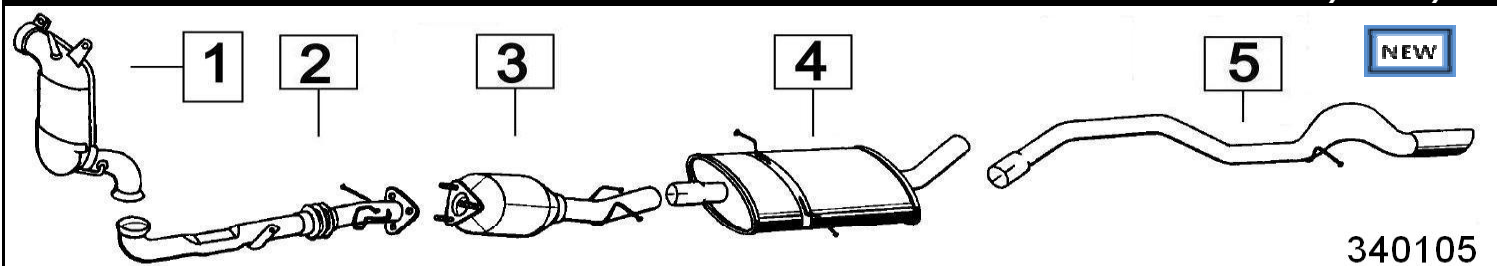
**Serie 245 > MERCEDES B180 2000 CDI Turbo Diesel 1991cc 80KW 3/05- 5/07**



340104

	Codice	Descr.	O.E.	NOTE	Cod. Accessori	
1	4404012	KAT	1694900550 - 1694900852 - 1694905710		A	
2	4404016	KAT	1694900650		B	
3	4400736	M C	1694901222		C	
4	4400708	T P	1694904521		D	

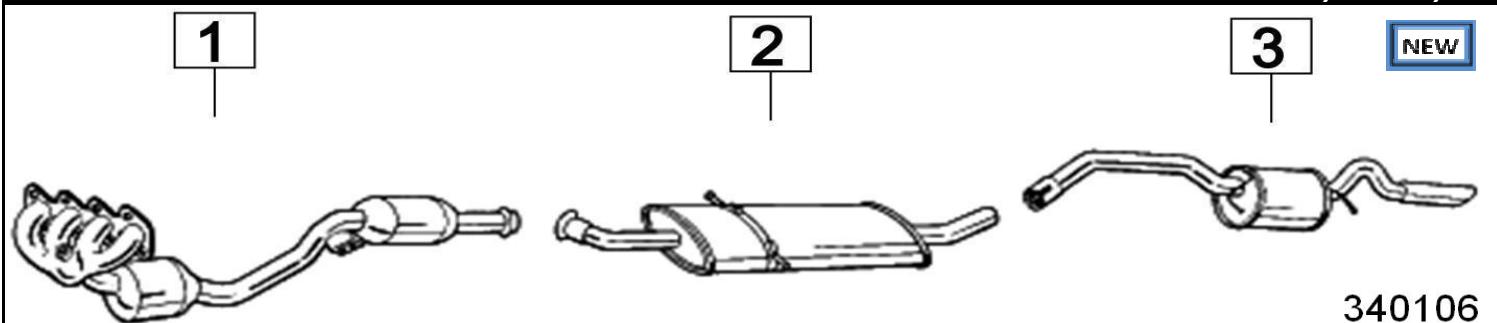
**Serie 245 > MERCEDES B180 2000 CDI Turbo Diesel FAP 1991cc 80KW 3/05- 5/07**



340105

	Codice	Descr.	O.E.	NOTE	Cod. Accessori
1	4404012	KAT	1694900550 - 1694900852 - 1694905710		A
2	4404000	T C	1694900419		B
3	4404026	FAP	1694900692		C
4	4400736	M C	1694901222		D
5	4400708	T P	1694904521		E

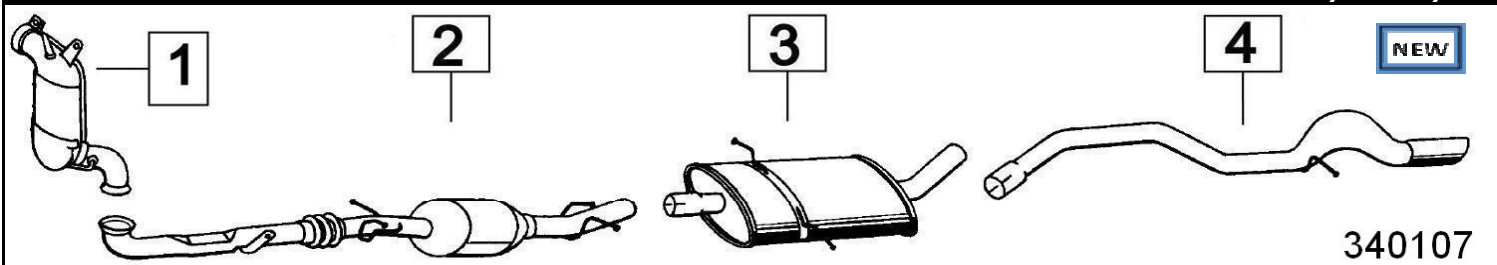
**Serie 245 > MERCEDES B200 2000 2034cc 100KW 3/05- 11/11**



340106

	Codice	Descr.	O.E.	NOTE	Cod. Accessori
1	4404010	KAT	1694900819		A
2	4400706	M C	1694901022		B
3	4400707	M P	1694903921		C

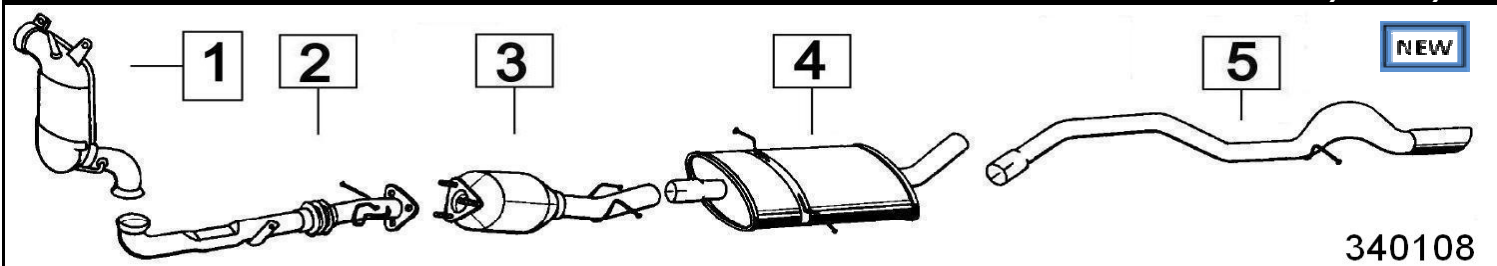
**Serie 245 > MERCEDES B200 2000 CDI Turbo Diesel 1991cc 103KW 3/05- 5/07**



340107

	Codice	Descr.	O.E.	NOTE	Cod. Accessori
1	4404012	KAT	1694900550 - 1694900852 - 1694905710		A
2	4404016	KAT	1694900650		B
3	4400746	M C	1694901322		C
4	4400708	T P	1694904521		D

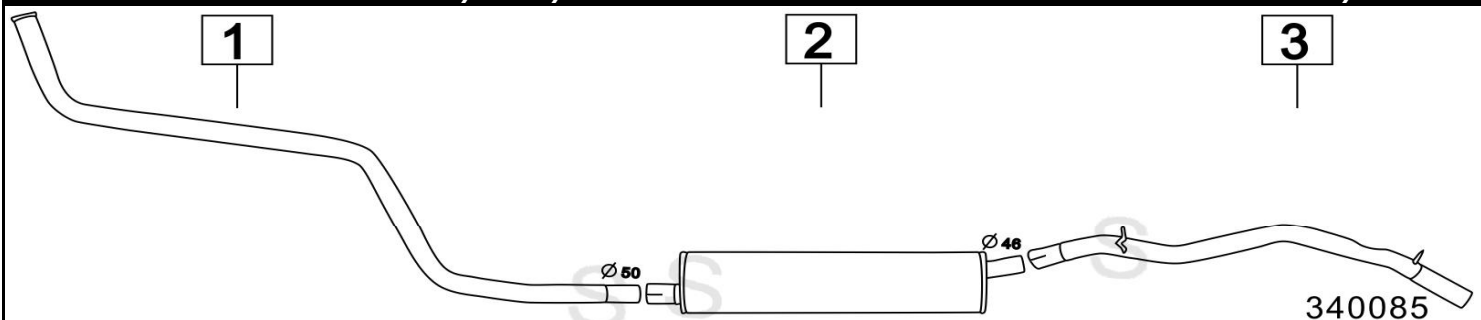
**Serie 245 > MERCEDES B200 2000 CDI Turbo Diesel 1991cc 103KW 3/05- 5/07**



340108

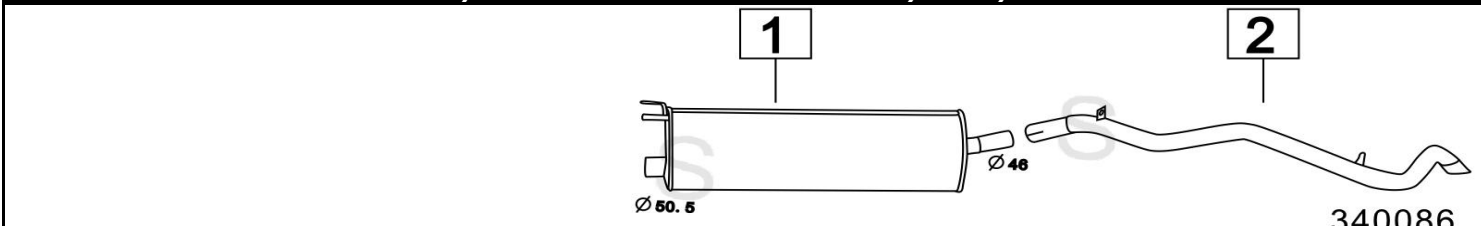
	Codice	Descr.	O.E.	NOTE	Cod. Accessori
1	4404012	KAT	1694900550 - 1694900852 - 1694905710		A
2	4404000	T C	1694900419		B
3	4404026	FAP	1694900692		C
4	4400746	M C	1694901322		D
5	4400708	T P	1694904521		E

**Serie 460 > MERCEDES 240 / 250 / 300 GD DIESEL 2/79- 87**



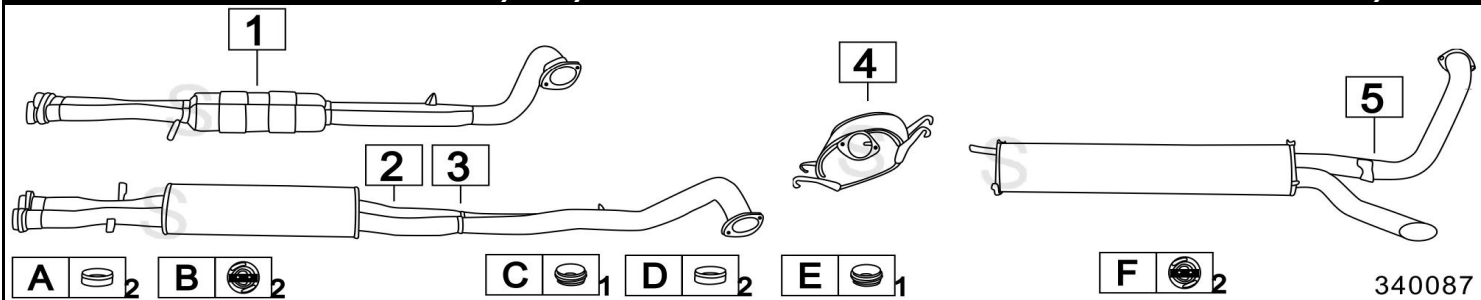
	Codice	Descr.	O.E.	NOTE	Cod. Accessori	
1	4416700	T C	4604920201		A	
2	4416706	M C	4604910401		B	
3	4416708	T P	4604900521		C	

**Serie 460 > MERCEDES 200 / 230 G-GE BENZINA \*\* 240 / 250 / 300 GD DIESEL 87-**



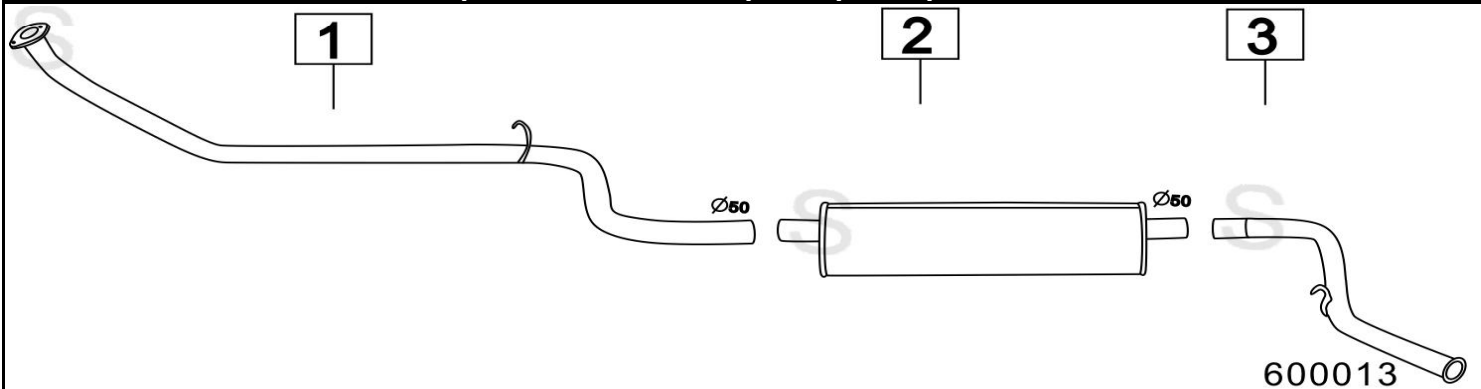
	Codice	Descr.	O.E.	NOTE	Cod. Accessori	
1	4416906	M C	4604910501		A	
2	4416908	T P	4604901321		B	

**Serie 463 > MERCEDES GE 200/230/300 1996-2298-2960cc 85-93-125KW 9/89-**



	Codice	Descr.	O.E.	NOTE	Cod. Accessori	
1	4416612	KAT	4634901014		A	2141951
2	4416632	M A	4634902601		BF	2113902
3	4416602	M A	4634902401	per 3 porte	CE	2142956
4	4416606	M C	4634902001	per 5 porte	D	2142951
5	4416607	M P	4634904101			

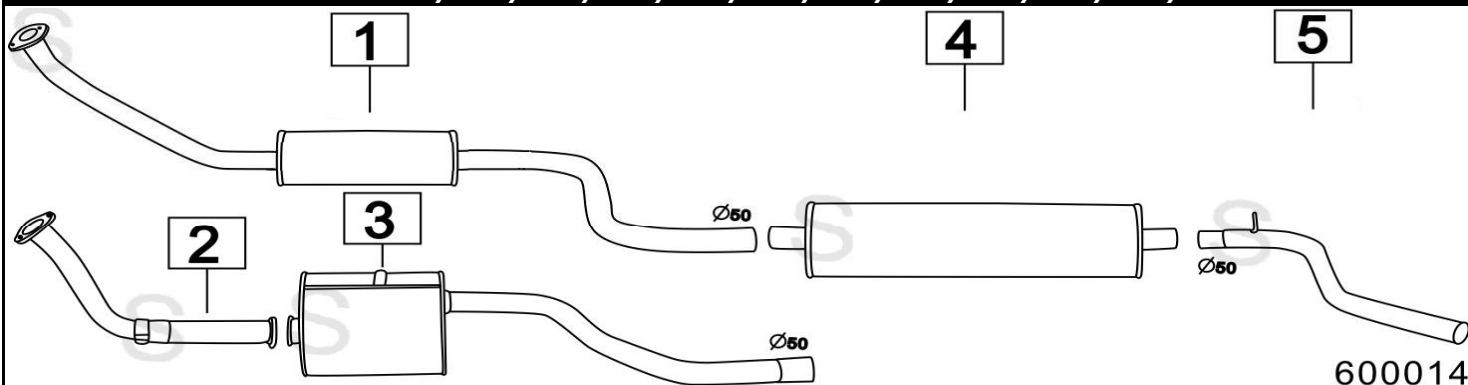
**Serie 601 > MERCEDES 207 / 307 DIESEL - 208 / 210 / 308 / 310 BENZINA 77-**



	Codice	Descr.	O.E.	NOTE	Cod. Accessori	
1	4468800	T C	6014900619		A	
2	4468806	M C	6014901201		B	
3	4468804	T I	6014900621		C	



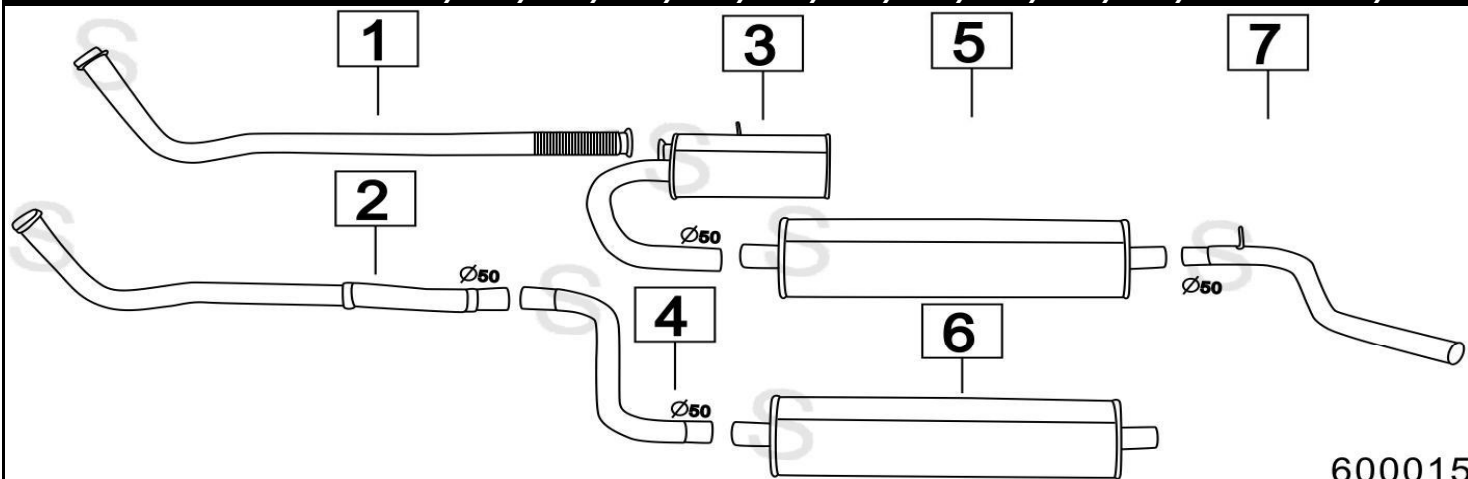
**Serie 601 > MERCEDES 207/208/209/210/307/308/309/310/407/408/409/410 80- 89**



600014

	Codice	Descr.	O.E.	NOTE	Cod. Accessori
1	4468342	M A	6014901519	fino al 1985	A
2	4468330	T C	6014902119-6014900016	dal 1985 da Telaio 941506	B
3	4468302	M A	6014902119-6014900016	dal 1985 da Telaio 941506	C
4	4468306	M C	6014901901		D
5	4468308	T P	6014902221		E

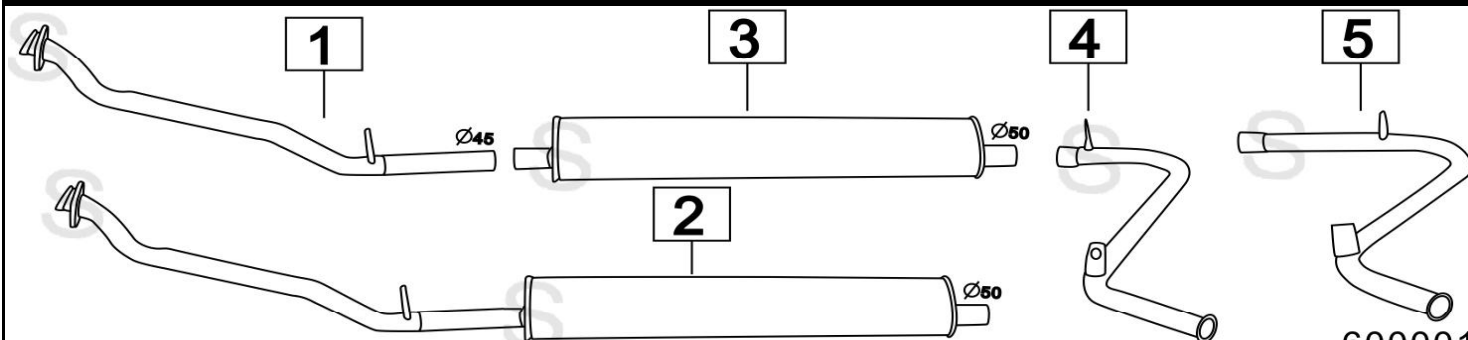
**Serie 601 > MERCEDES 207/208/209/210/307/308/309/310/407/408/409/410 4/89-**



600015

	Codice	Descr.	O.E.	NOTE	Cod. Accessori
1	4468340	T C	6014903019		A
2	4468300	T C	6014903919	dal 1991 da Telaio P000001	B
3	4468332	M A	6014902701		C
4	4468305	T I	6014921807	dal 1991 da Telaio P000001	D
5	4468306	M C	6014901901		E
6	4468336	M C	6014903601	dal 1991 da Telaio P000001	F
7	4468308	T P	6014902221		G

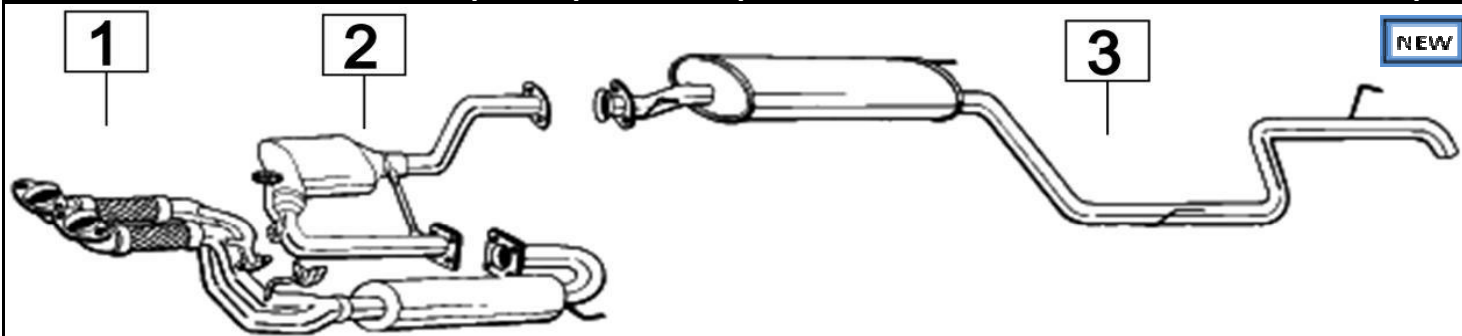
**Serie 631 > MERCEDES MB 100 DIESEL 2399cc 53-55KW 88-**



600001

	Codice	Descr.	O.E.	NOTE	Cod. Accessori
1	4468700	T C	6314901701-6314902601		A
2	4468709	G M	6314901701-6314902601		B
3	4468706	M C	6314901701-6314902601		C
4	4468704	T P	6314902121	per passo 2450	D
5	4468734	T P	6314902221	per passo 2680	E

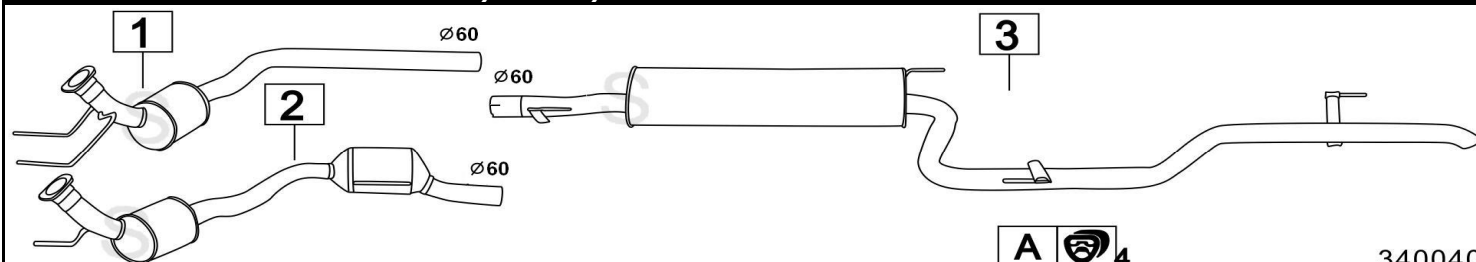
**Serie 638 > MERCEDES V200/V230 / VITO 113/114 1998-2295cc 95-105KW 96- 9/03**



600017

	Codice	Descr.	O.E.	NOTE	Cod. Accessori
1	4424932	M A	6384901719		A
2	4434912	KAT	6384900722		B
3	4425007	M P	6384901115		C

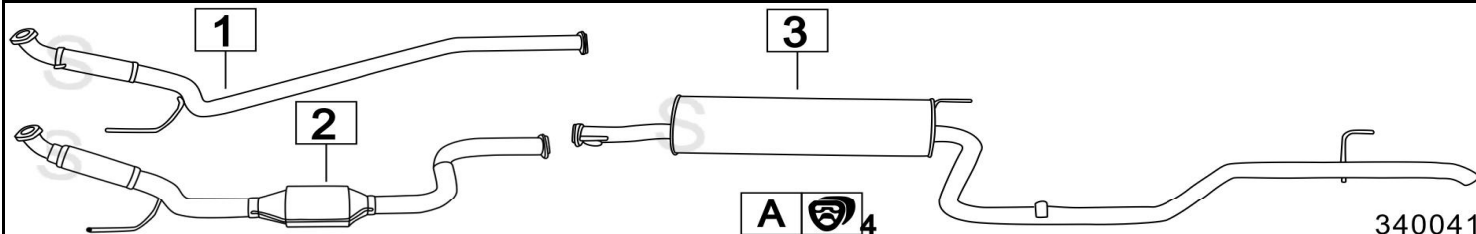
**Serie 638 > MERCEDES V200 / V220 / VITO 2200 Cdi 2148-2151cc 75-90KW 99-**



340040

	Codice	Descr.	O.E.	NOTE	Cod. Accessori
1	4406112	KAT	6384903319	per Euro2 2151cc	A 2143913
2	4406012	KAT	6384904319	per Euro3 2148cc dal 10/2000	B
3	4406107	M P	6384901315		C

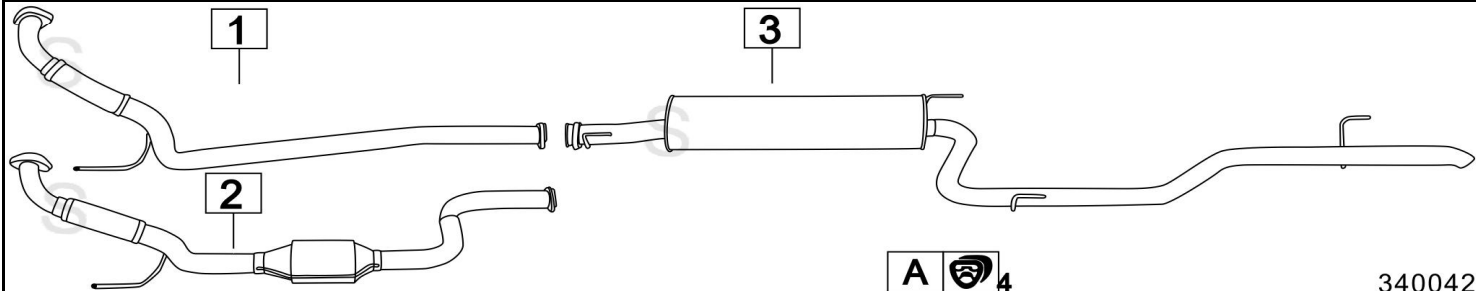
**Serie 638 > MERCEDES VITO 108D 2300 DIESEL 2299cc 58KW 96-**



340041

	Codice	Descr.	O.E.	NOTE	Cod. Accessori
1	4406600	T C	6384903119		A 2143913
2	4435412	KAT	6384901819		B
3	4406607	M P	6384901015		C

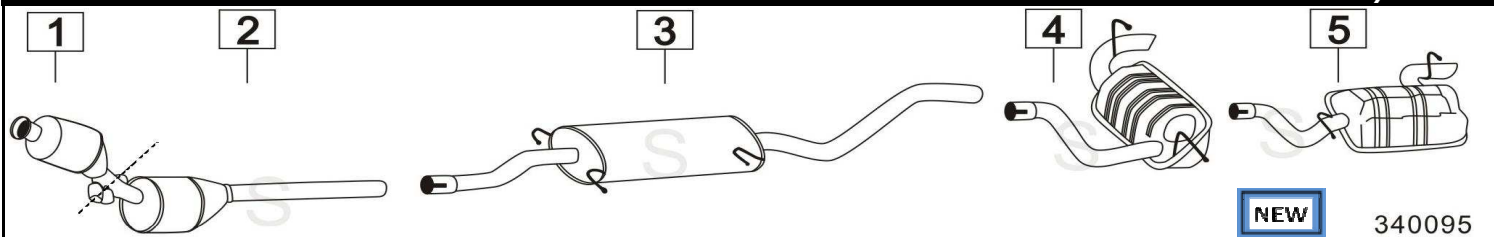
**Serie 638 > MERCEDES V230 / VITO 110D 2300 TURBO DIESEL 2299cc 73KW 96-**



340042

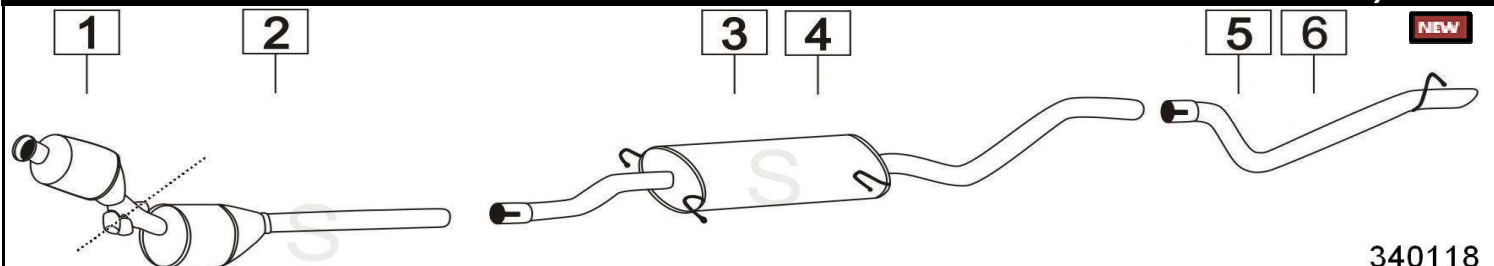
	Codice	Descr.	O.E.	NOTE	Cod. Accessori
1	4406800	T C	6384903219		A 2143913
2	4406812	KAT	6384901919		B
3	4406807	M P	6384900915		C

**Serie 639 > MERCEDES VIANO 2200 CDi 2148cc 80-85-110KW 9/03-**



	Codice	Descr.	O.E.	NOTE	Cod. Accessori
1	4468410	KAT	6394900081		A
2	4468412	KAT	6394900081		B
3	4468406	M C	6394902681		C
4	4468407	M P	6394903781	T° 639811	D
5	4468437	M P	6394903881	T° 639813	E

**Serie 639 > MERCEDES VIANO MPV 2200 CDi 2148cc 80-110KW 9/03-**



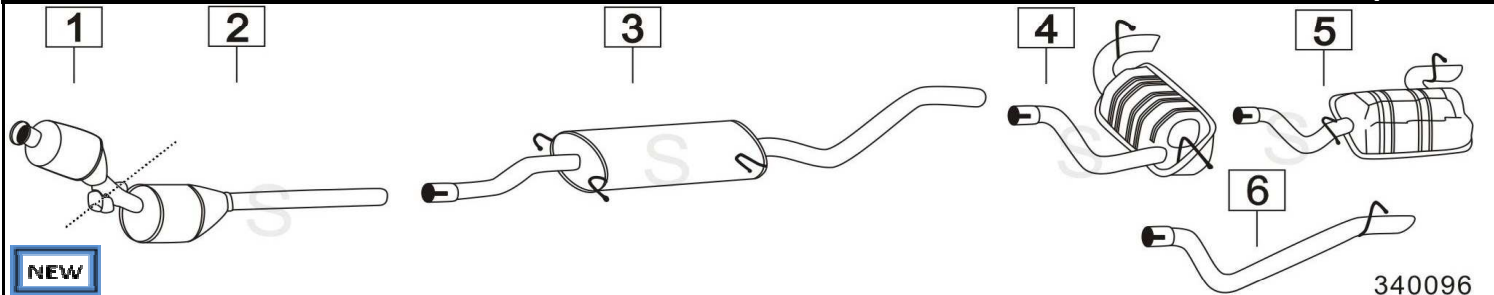
	Codice	Descr.	O.E.	NOTE	Cod. Accessori
1	4468410	KAT	6394900081		A
2	4468412	KAT	6394900081		B
3	4468406	M C	6394902681	passo corto 3700mm	C
4	4468436	M C	6394902781	passo lungo 4800mm	D
5	4468408	T P	6394903381	passo corto 3700mm	E
6	4468438	T P	6394903481	passo lungo 4800mm	F

**Serie 639 > MERCEDES VIANO MPV 2200 CDi 2148cc 85-110KW 9/07-**



	Codice	Descr.	O.E.	NOTE	Cod. Accessori
1	4468422	FAP	6394900292		A

**Serie 639 > MERCEDES VITO 109-111-115 CDi TD 2148cc 65-70-80-85-110KW 9/03-**



	Codice	Descr.	O.E.	NOTE	Cod. Accessori
1	4468410	KAT	6394900081		A
2	4468412	KAT	6394900081		B
3	4468406	M C	6394902681		C
4	4468407	M P	6394903781	T° 639601-639701-639711-639811	D
5	4468437	M P	6394903881	T° 639603-639703-639713-639813	E
6	4468408	T P	6394903381	Alternativa	F

**Serie 639 > MERCEDES VITO 2200 CDI 2148cc 70-85-110KW 1/03- 10/10**

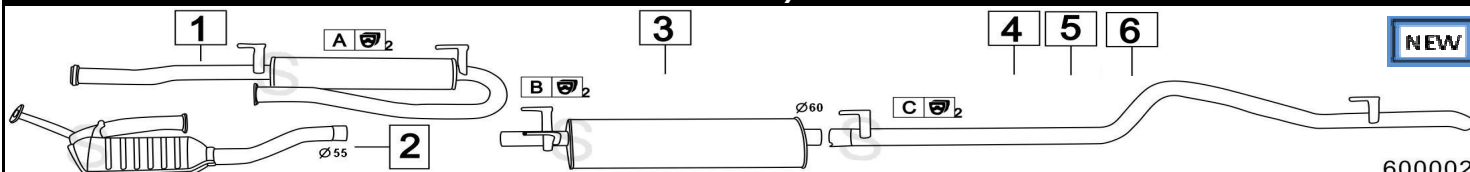
1



340123

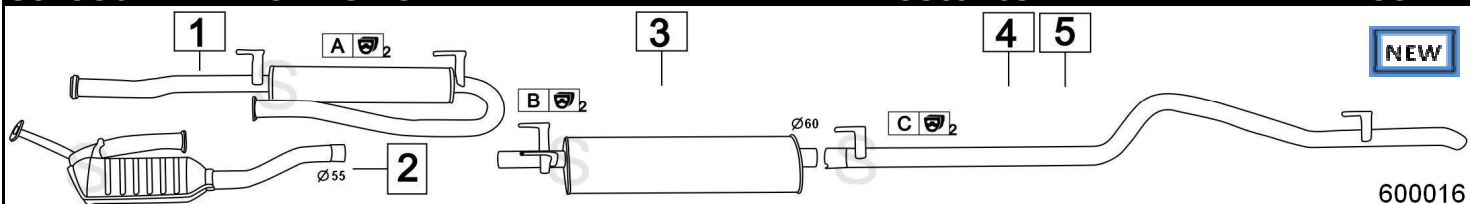
	Codice	Descr.	O.E.	NOTE	Cod. Accessori
1	4468422	FAP	6394900292		A

**Serie 901 > MERCEDES SPRINTER BENZINA 214/314 2295cc 105KW 95-**



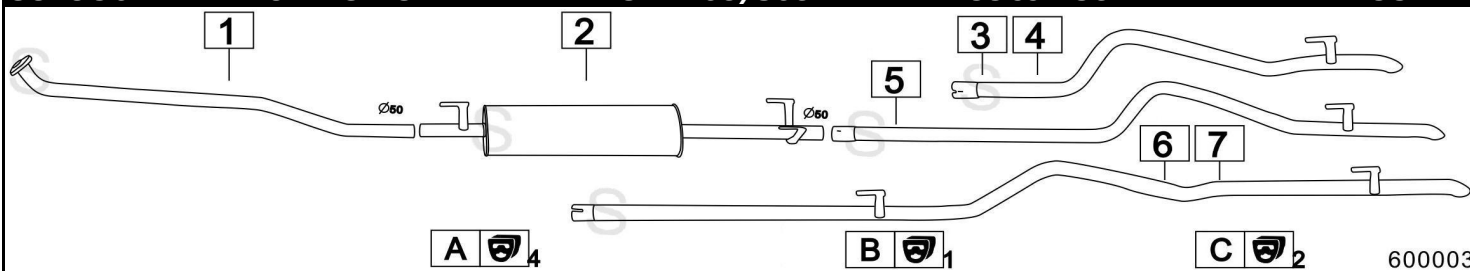
	Codice	Descr.	O.E.	NOTE	Cod. Accessori
1	4468002	M A	9014901901		A 2143911
2	4468012	KAT	901490061405		B 2143911
3	4468006	M C	901490061405		C 2143911
4	4468008	T P	9014901621	per passo 3550	D
5	4468038	T P	9014901521	per passo 3000	E
6	4468048	T P	9014901721	per passo 4025	F

**Serie 901 > MERCEDES SPRINTER BENZINA 414 2295cc 105KW 95-**



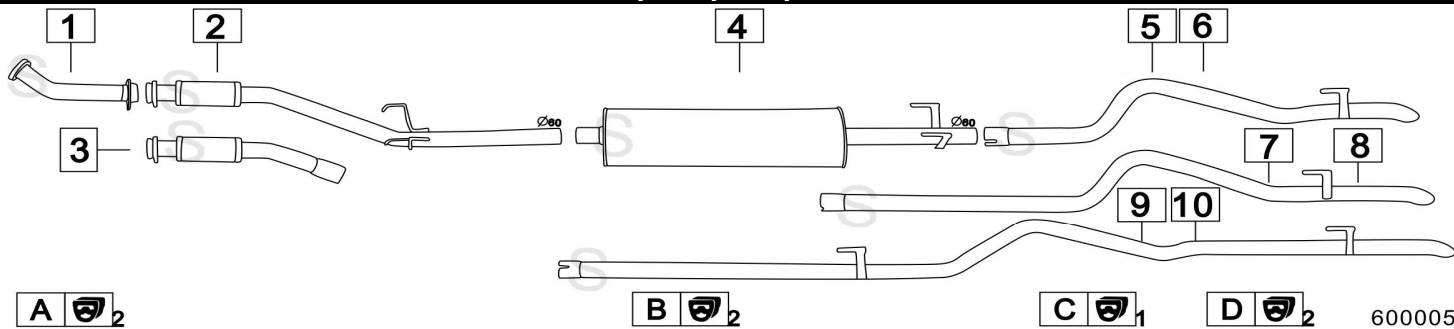
	Codice	Descr.	O.E.	NOTE	Cod. Accessori
1	4468002	M A	9014901901		A 2143911
2	4468012	KAT	901490061405		B 2143911
3	4468006	M C	901490061405		C 2143911
4	4468058	T P	9044901021	per passo 3550	D
5	4468068	T P	9044901221	per passo 3000	E

**Serie 901 > MERCEDES SPRINTER DIESEL 208/308 2299cc 58KW 95-**



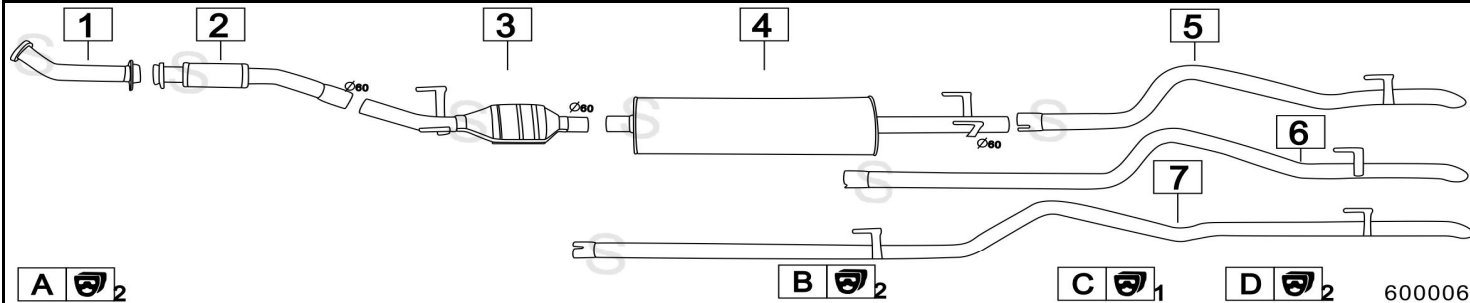
	Codice	Descr.	O.E.	NOTE	Cod. Accessori
1	4468500	T C	9014900119		A 2143911
2	4468506	M C	9014900119		B 2143911
3	4468508	T P	9014900121	per furgone passo 3000	C 2143911
4	4470108	T P	9014900421	per cassonato passo 3000	D
5	4468538	T P	9014900221	per passo 3550	E
6	4470408	T P	9014900321	per furgone passo 4025	F
7	4470708	TP	9014900621	per cassonato passo 4025	G

**Serie 901 > MERCEDES SPRINTER TD 210/212/310/312 2874cc 75-90KW 95-**



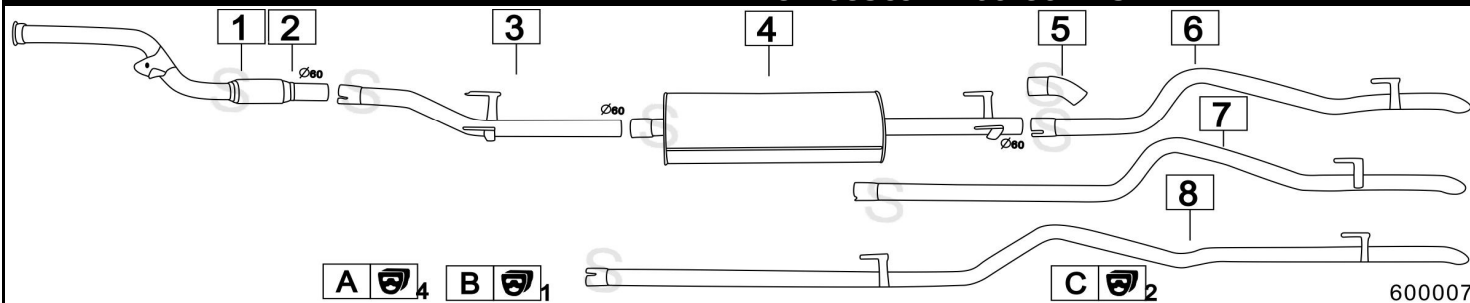
	Codice	Descr.	O.E.	NOTE	Cod. Accessori
1	4468200	T C	9014900519-9014901119		A 2143911
2	4468235	T I	9014901319		B 2143911
3	4468205	T I	9014901319	per modifica	C 2143911
4	4468206	M C	9014901319		D 2143911
5	4468208	T P	9014903921	per furgone passo 3000	E
6	4470908	T P		per cassonato passo 3000	F
7	4468248	T P	9014904021-9014904091	per furgone passo 3550	G
8	4468278	T P	9014901221	per cassonato passo 3550	H
9	4468268	T P	9014904121	per furgone passo 4025	I
10	4471708	T P	9014901312	per cassonato passo 4025	L

**Serie 901 > MERCEDES SPRINTER TD CAT. 210/212/310/312 2874cc 75-90KW 95-**



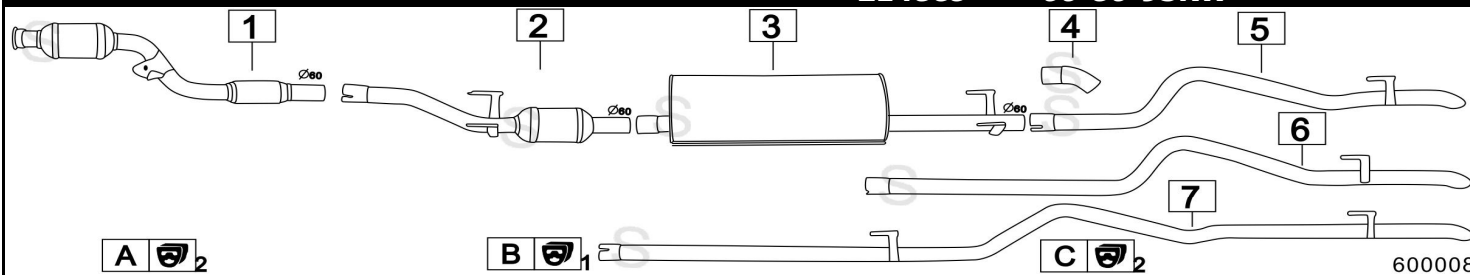
	Codice	Descr.	O.E.	NOTE	Cod. Accessori
1	4468200	T C	9014900519-9014901119		A 2143911
2	4468205	T I	9014901219		B 2143911
3	4468212	KAT	9014901219		C 2143911
4	4468206	M C	9014901219		D 2143911
5	4468208	T P	9014903921	per passo 3000	E
6	4468248	T P	9014904021	per passo 3550	F
7	4468268	T P	9014904121	per passo 4025	G

**Serie 901 > MERCEDES SPRINTER TD CDI 208/308/211/311/213/313/216/316 2148-2685cc 60-80-115KW 00-**



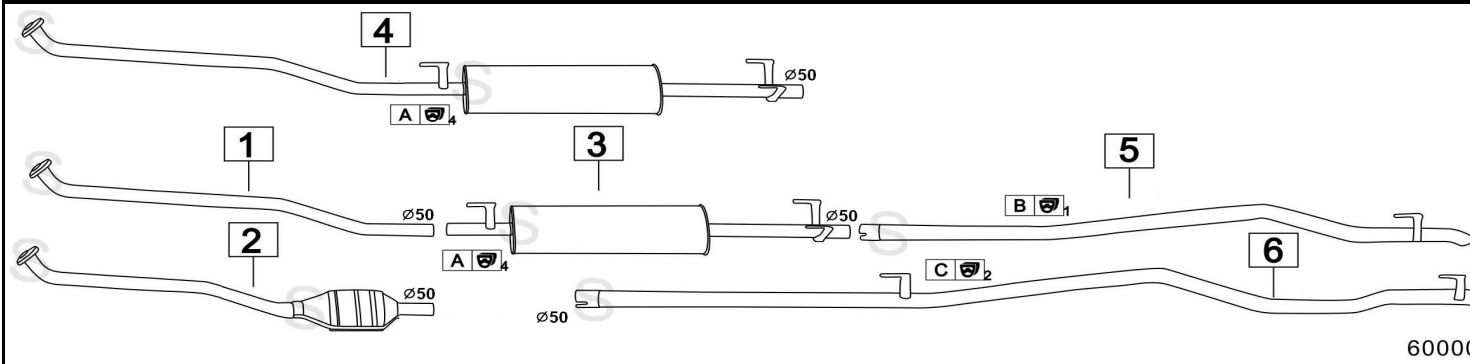
	Codice	Descr.	O.E.	NOTE	Cod. Accessori
1	4465740	T C	9014903419	per 2685cc	A 2143911
2	4465730	T C	9014903319	per 2148cc	B 2143911
3	4468203	T I	9014903119		C 2143911
4	4468236	M C	9014903119		D 2143911
5	4465708	T P	9014903119		E
6	4468208	T P	9014903921	per passo 3000	F
7	4468248	T P	9014904021	per passo 3550	G
8	4468268	T P	9014904121	per passo 4025	H

**Serie 901 > MERCEDES SPRINTER TD CDI CATALIZ. 208/308/211/311/213/313 2148cc 60-80-95KW 00-**



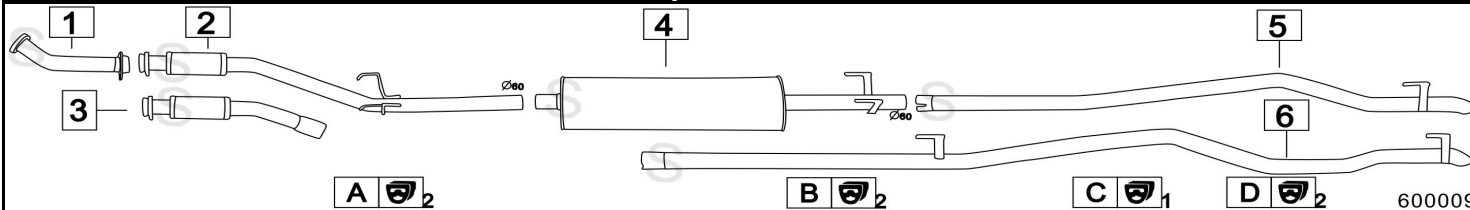
	Codice	Descr.	O.E.	NOTE	Cod. Accessori
1	4465710	KAT	9014902519		A 2143911
2	4465712	KAT	9014902819		B 2143911
3	4468236	M C	9014902819		C 2143911
4	4465708	T P	9014902819		D 2143911
5	4468208	T P	9014903921	per passo 3000	E
6	4468248	T P	9014904021	per passo 3550	F
7	4468268	T P	9014904121	per passo 4025	G

**Serie 904 > MERCEDES SPRINTER DIESEL 408 2299cc 58KW 95-**



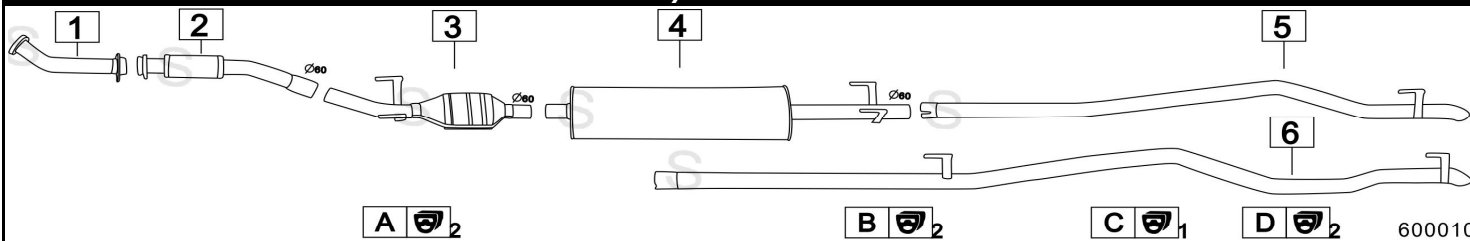
	Codice	Descr.	O.E.	NOTE	Cod. Accessori
1	4468500	T C	9014900119		A 2143911
2	4468516	KAT	9014901019		B 2143911
3	4468506	M C	9014900119		C 2143911
4	4468509	M C	9014900119		C 2143911
5	4470508	T P	9044900621	per passo 3550	D
6	4470608	T P	9044900721	per passo 4025	E

**Serie 904 > MERCEDES SPRINTER TD 410/412 2874cc 75-85-90KW 95-**



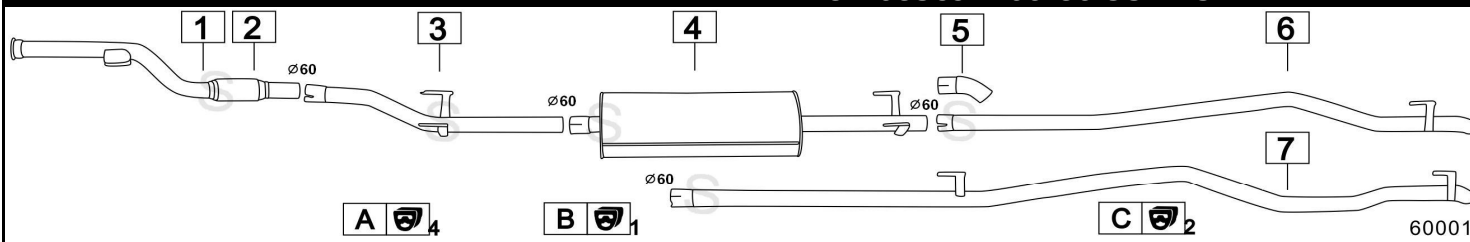
	Codice	Descr.	O.E.	NOTE	Cod. Accessori
1	4468200	T C	9014900519-9014901119		A 2143911
2	4468235	T I	9014901319		B 2143911
3	4468205	T I		per modifica	C 2143911
4	4468206	M C	9014901319		D
5	4468238	T P	9044902621	per passo 3550	E
6	4468258	T P	9044902721	per passo 4025	F

**Serie 904 > MERCEDES SPRINTER TD 410/412 CAT. 2874cc 75-85-90KW 95-**



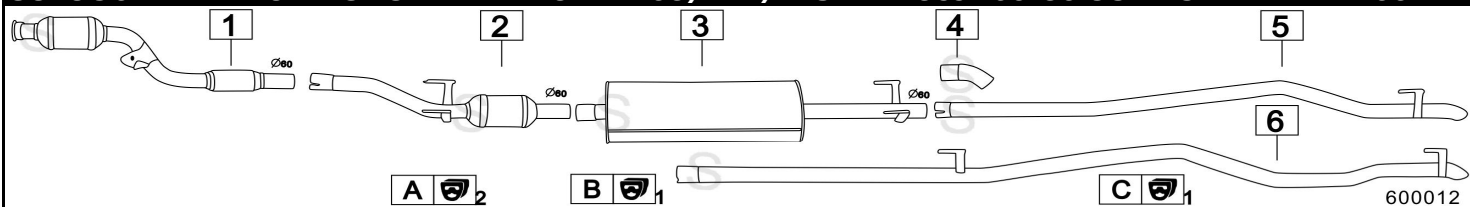
	Codice	Descr.	O.E.	NOTE	Cod. Accessori
1	4468200	T C	9014900519-9014901119		A 2143911
2	4468205	T I	9014901219		B 2143911
3	4468212	KAT	9014901219		C 2143911
4	4468206	M C	9014901219		D
5	4468238	T P	9044902621	per passo 3550	E
6	4468258	T P	9044902721	per passo 4025	F

**Serie 904 > MERCEDES SPRINTER TURBO DIESEL CDI 408 / 411 / 413 / 416 2148-2685cc 60-80-95-115KW 00-**



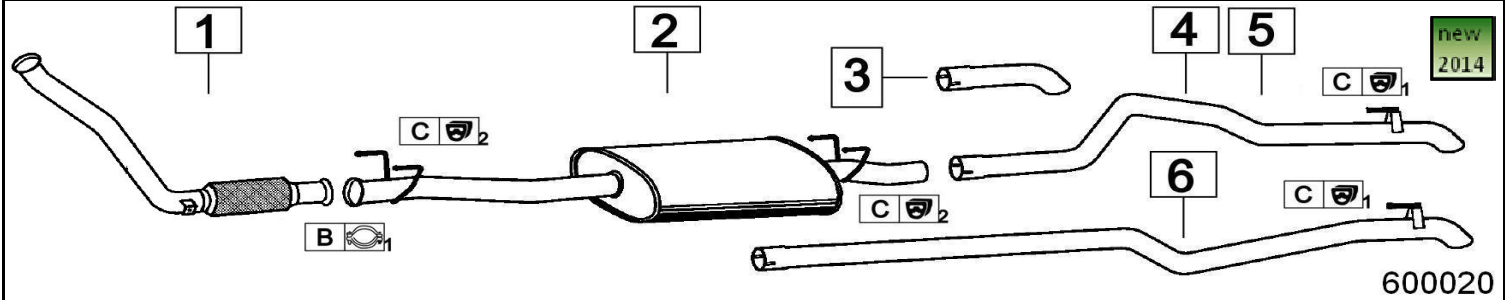
	Codice	Descr.	O.E.	NOTE	Cod. Accessori
1	4465740	T C	9014903419	per 2685cc	A 2143911
2	4465730	T C	9014903319	per 2148cc	B 2143911
3	4468203	T I	9014903119		C 2143911
4	4468236	M C	9014903119		D
5	4465708	T P	9014903119		E
6	4468238	T P	9044902621	per passo 3550	F
7	4468258	T P	9044902721	per passo 4025	G

**Serie 904 > MERCEDES SPRINTER CDI 408/411/413 2148cc 60-80-95-115KW 00-**



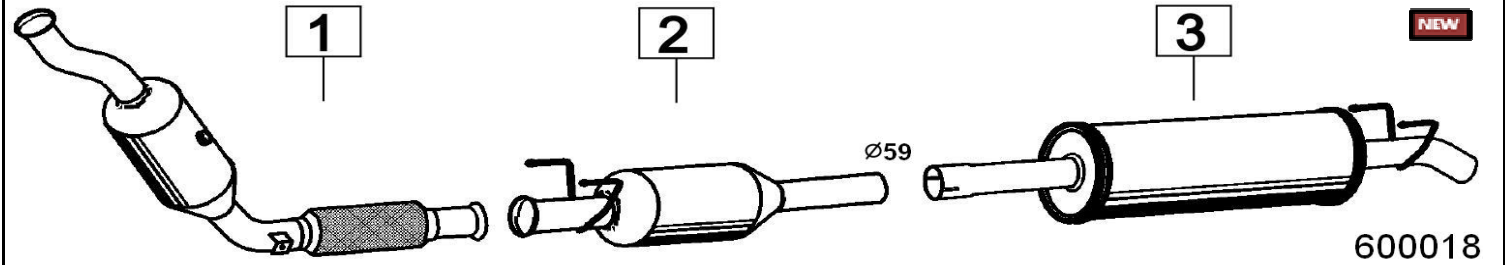
	Codice	Descr.	O.E.	NOTE	Cod. Accessori
1	4465710	KAT	9014902519		A 2143911
2	4465712	KAT	9014902819		B 2143911
3	4468236	M C	9014902819		C 2143911
4	4465708	T P	9014902819		D
5	4468238	T P	9044902621	per passo 3550	E
6	4468258	T P	9044902721	per passo 4025	F

**Serie 906 > MERCEDES SPRINTER 2200 CDI 2148cc 65-80-95-110KW 02/06-**  
**209 / 211 / 213 / 215 / 309 / 311 / 313 / 315 Mot:646 EURO3**



	Codice	Descr.	O.E.	NOTE	Cod. Accessori	
1	4468100	T C	9064901981		A	
2	4468106	M C	9064902201		B	2544901
3	4468108	T P		Alternativa	C	2143911
4	4468138	T P	9064900021	Passo 3250mm	A	
5	4468148	T P	9064900121	Passo 3665mm	B	
6	4468158	T P	9064900221	Passo 4325mm	C	

**Serie 906 > MERCEDES SPRINTER 2200 CDI DPF 2148cc 66-110KW 02/06-**  
**209 / 211 / 215 / 309 / 311 / 315 Mot:646 EURO4**



	Codice	Descr.	O.E.	NOTE	Cod. Accessori	
1	4468112	KAT	9064901481		A	
2	4468126	FAP	9064900992		B	
3	4468107	M P	9064901001		C	